

ICU - Changes to ICU Interactive View Bands

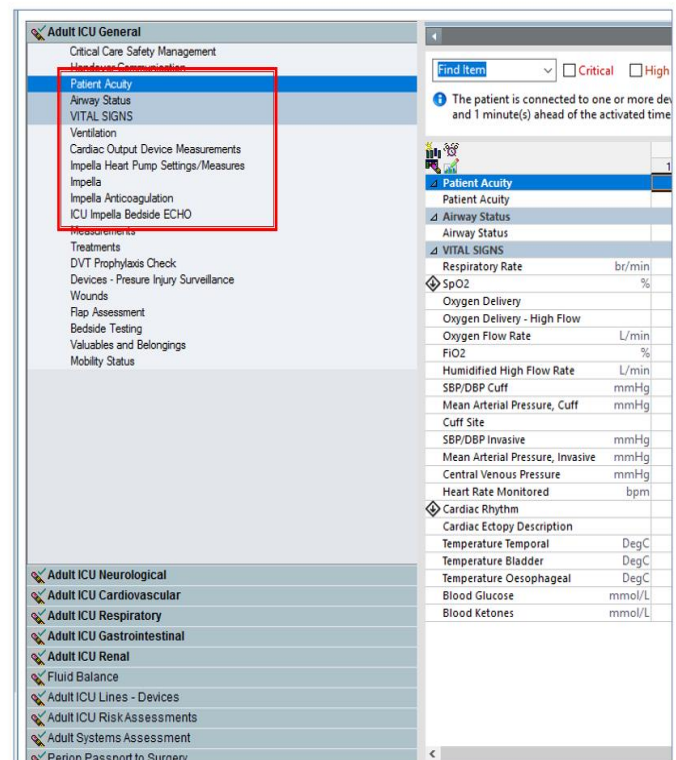


This Quick Reference Guide will explain:

The Changes to the Adult ICU Interactive View Bands.

CHANGES TO ADULT ICU GENERAL BAND

- **PATIENT ACUITY, AIRWAY STATUS** and **VITAL SIGNS** will appear open to the right at all times when opening the Adult ICU General band
- **Ventilation** will sit below **VITAL SIGNS** to ensure capturing continuous data from devices under the same time stamp can be reviewed and saved once (utilising insert date/time to generate time column or by actual time).
- **Cardiac output device measurements** along with all **Impella** sections will sit below this, so the clinician can continue entering data from devices alongside manual entries within the same time stamp.
- **Temperature management** has been moved to Adult ICU Cardiovascular.
- **Flap Assessment** documentation is now available under Wounds instead of using Adult systems Assessment.
- **Skin and Pressure risk assessment** has been removed so it is only within the Adult ICU Risk Assessment band.
- **Devices-Pressure Injury Surveillance** remains but will be hidden from view – clinician can add as needed.



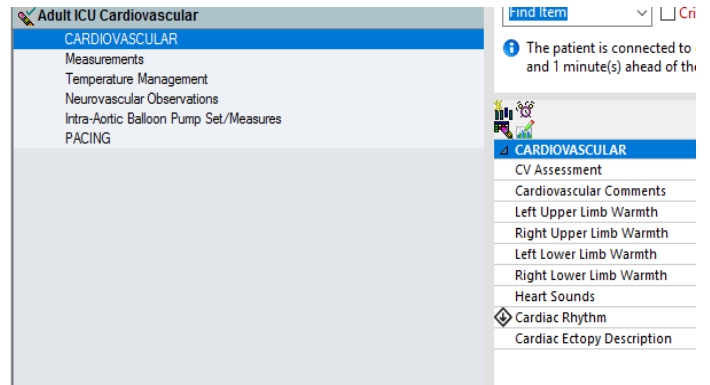
Important

Adult ICU General Navigation Band is the only band that needs “INSERT DATE/TIME” to be entered to capture data when observations are required. All other bands are just clicking into the hourly time column as is.



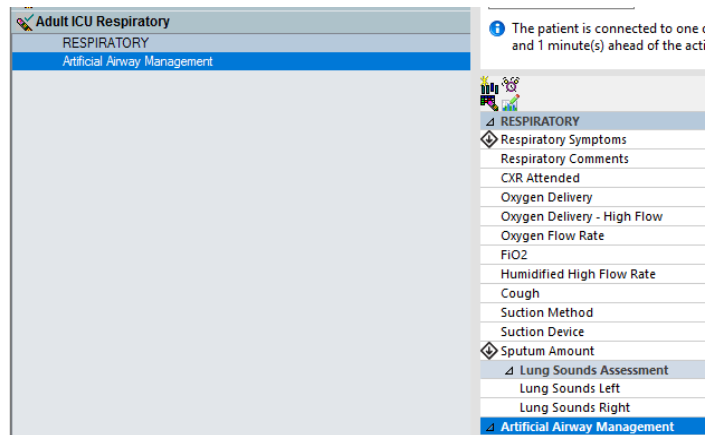
CHANGES TO ADULT ICU CARDIOVASCULAR BAND

- **Temperature Management** has been added.
- **Duplicate sections** for Vital Signs, along with the now relocated cardiac output device measurements and Impella sections have been removed to avoid double documentation.
- IABP set/measures and pacing will remain in this section only.



CHANGES TO ADULT ICU RESPIRATORY BAND

- **Duplicate sections** for Vital Signs, along with the now relocated Ventilation section and Airway Status, have been removed to avoid double documentation.



*** NOTE: No Changes to all other bands**