

Documentation – Newborn Feeding



This Quick Reference Guide will explain how to:

Document newborn Feeding, including: Breast feeding, Suck feeding, tube feeding

Definitions:

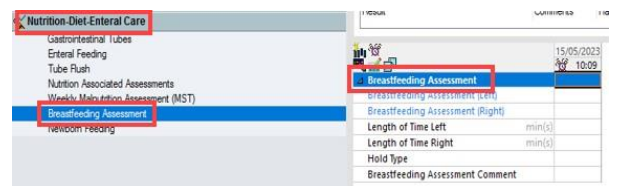
Suck Feed – Feeding via a bottle/oral feed

Tube Feeding – any feed administered to a newborn via a gastrointestinal tube

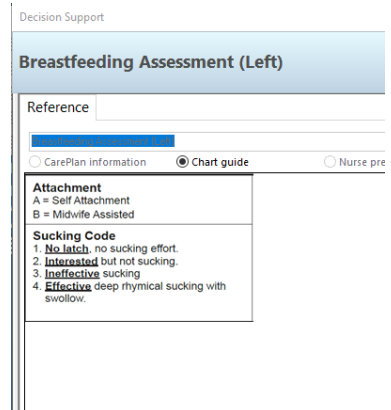

Documenting a Breast Feed

1. Within the patient's chart, navigate to **iView > Nutrition-Diet-Enteral Care > Breastfeeding Assessment**

For a baby on the postnatal ward, this will be found in the **PNW Neonate Quick View** band



2. Complete sections as appropriate for the patient. If assistance is needed for understanding breastfeeding codes, click on either **Breastfeeding Assessment (Left)** or **(Right)** to open reference text



Documenting a suck feed

1. Within the patient's chart, navigate to **iView > Nutrition-Diet-Enteral Care > Newborn Feeding**.

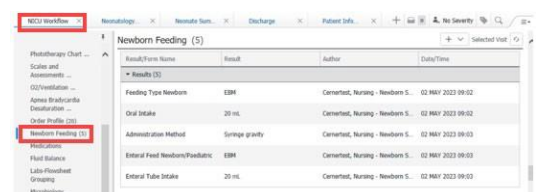
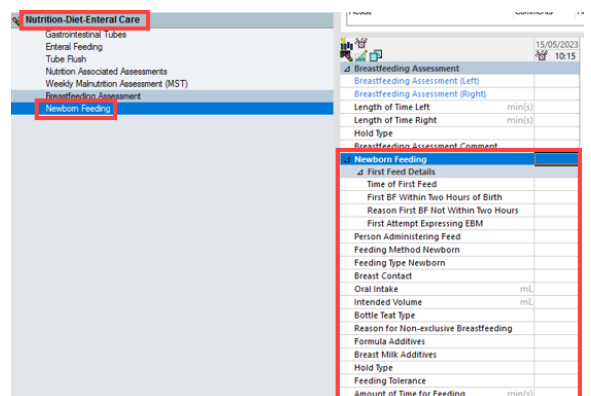
For a baby on the postnatal ward, this will be found in the **PNW Neonate Quick View** band

Complete appropriate sections for the patient. Click **green tick** to save.

Volume entered into **oral intake** will copy into the Fluid Balance Chart.

Intended Intake assists with monitoring how well a baby is transitioning from tube feeds to full suck feeds. This value **will NOT** commit to the **Fluid Balance**.

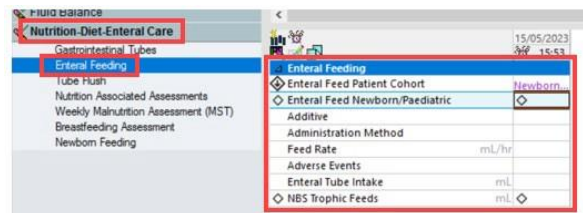
2. Navigate to the **NICU Workflow mPage** and scroll to the **Newborn Feeding** component. Here you can view the most recently documented feed for the baby.





Documenting a tube feed

1. Within the patient’s chart, navigate to **iView > Nutrition-Diet-Enteral Care > Enteral Feeding**
2. Ensure to select **Newborn/Paediatric** in the **Enteral Feed Patient Cohort**. This will open up the correct data points for the patient group. Complete documentation as appropriate for the baby.



The volumes documented here under **Enteral Tube Intake** will commit to the **Fluid Balance Chart**.

Volume documented in **NBS Trophic feeds** will **NOT** commit to the **Fluid Balance Chart**.

Reviewing the Fluid Balance Chart

1. Navigate to **iView > Fluid Balance Chart > Intake > Oral and intake > Enteral** sections

This information can also be seen from the Fluid Balance component on the mPage.

Note that **breastfeeding** does not appear on the Fluid balance chart as no volumes can be populated.

