

Access and Set up - My Experience (Medical Officer - Student)



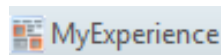
This Quick Reference Guide will explain how to:

Set up your My Experience for Medical Officer – Student.

Definition

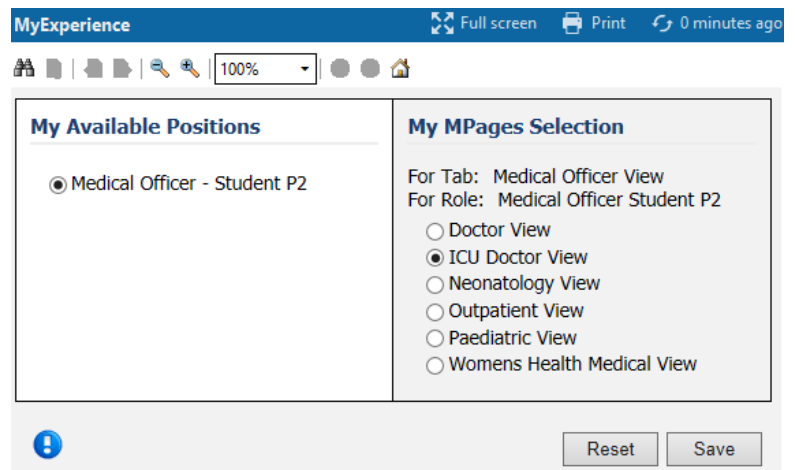
My Experience - is a function that enables the clinician to change role within the EMR, and thus the default views attached.

1. Navigate to **My Experience** from the tool bar



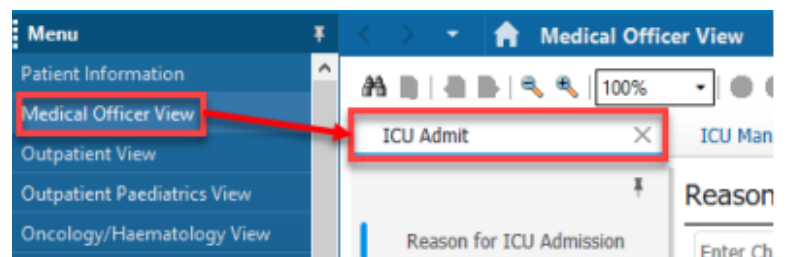
2. The available position should be set to Medical Officer – Student

3. Under **My MPages Selection** column, select which MPages you would like to display in **Medical Officer View** from the **Table of Contents**



4. Click **Save**

5. Log out of EMR and log back in to see the changes



Handy Hint – When looking after paediatric patients you must change your view to paediatrics to ensure you are accessing the correct documentation and templates.