

Perioperative - Documenting Combined Cases



This Quick Reference Guide will explain how to:

Document combined cases using Perioperative Doc

Definitions:

Combined Case – A surgical case that involves completing two or more procedures

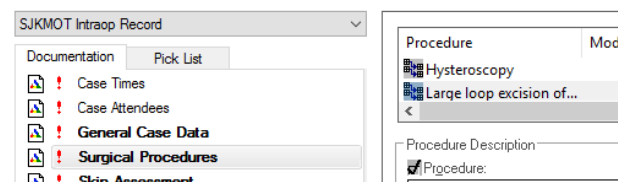
Segment – Page of specific data in the Perioperative Doc

Combined Surgical Cases

Patients sometimes require multiple surgical procedures within a single case. These can either be scheduled together to begin as a planned combined case, or secondary procedures can be added intraoperatively using the Perioperative Doc. Surgeons requesting a planned combined case will include these details in the Surgeon Procedure Description, either from the iPM elective waiting list, or the Request for Emergency Surgery.

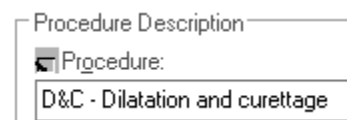
Planned Combined Cases

If the combined case was planned, all the procedures will already be listed under the Surgical Procedures segment. They can be individually selected and updated as required like any single procedure



Adding procedures intraoperatively for unplanned Combined Cases

1. Search for the additional procedure using the Procedure field of the Surgical Procedures segment of Perioperative Doc.

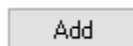


2. Complete all the mandatory details for the procedure indicated by a grey checkbox.

Ensure the Primary Procedure field is set to No for all additional procedures.



3. With all details for the procedure added, click Add to save.



4. The procedure will now display in the list of case procedures.

Procedure	Modifiers	Procedure Detail	Primary
Hysteroscopy		HYSTEROSCOPY + LLETZ	Yes
Large loop excision of tr...		HYSTEROSCOPY + LLETZ	No
D&C - Dilatation and cur...			No