

# Medications - Nurse and Midwife Initiated Orders



This Quick Reference Guide will explain how to:

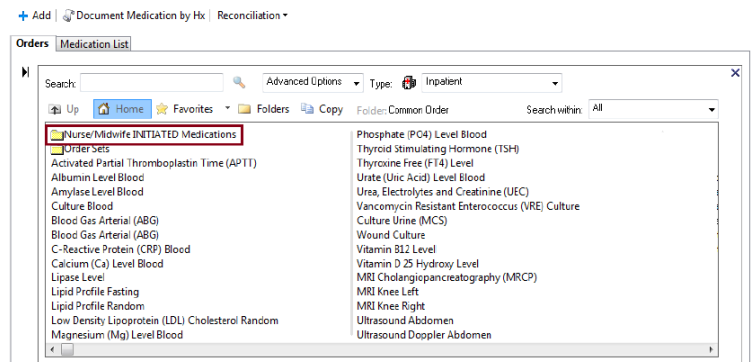
Place an order for Nurse and Midwife initiated medications

## Definitions:

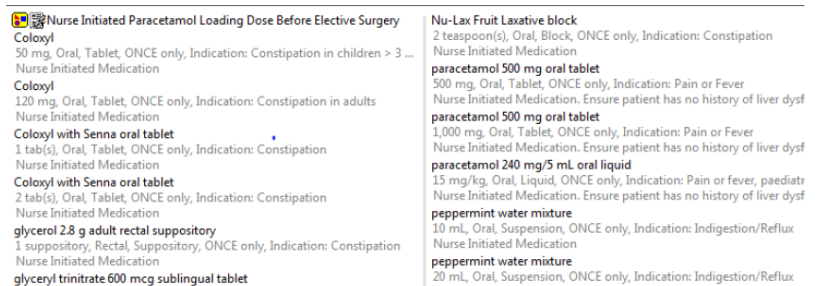
**MAR** – Medication Administration Record

## Medications - Nurse and Midwife Initiated Orders

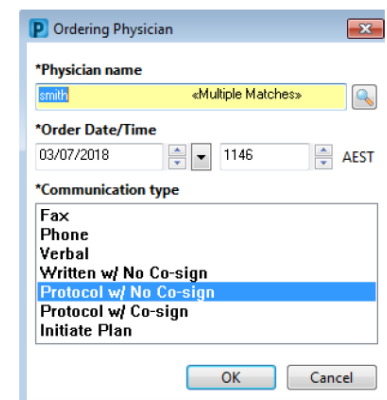
1. Go to **Orders** and click **+Add**
2. The **Orders window** display with the **Nurse/Midwife Initiated Medications** folder first on the left column



3. **Click once** on the folder to open. A list of medications a nurse/midwife can order will display.



4. Select desired medication to be prescribed Eg: Coloxyl 120mg Oral. An **Ordering Physician Window** will display. **Add name of Consultant** (see Banner Bar) and select **Protocol w/No Co-sign** and click **OK**.





**Important – The Clinical System cannot distinguish between Nurse Initiated Orders and all other medication orders.**

5. **Review** the order and click **Sign**

| Medications |                    |       |                 |   |
|-------------|--------------------|-------|-----------------|---|
|             | docusate (Coloxyl) | Order | 3/07/2018 12:11 | 120 mg, Oral, Tablet, ONCE only, Nurse Initiated Medication |

6. **Refresh** and check Medication Administration Record (**MAR**)