

# Medication Administration - Using the Medication Administration Record (MAR)



**Digital Health**  
CONNECTING BEST CARE

Digital Health  
Quick Reference Guide

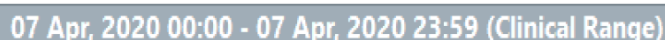
## This Quick Reference Guide will explain how to:

Administer medications using the Medication Administration Record (MAR).


1. Click on the **MAR** in the Table of Contents (Menu)



2. Right click on grey date bar and set to today



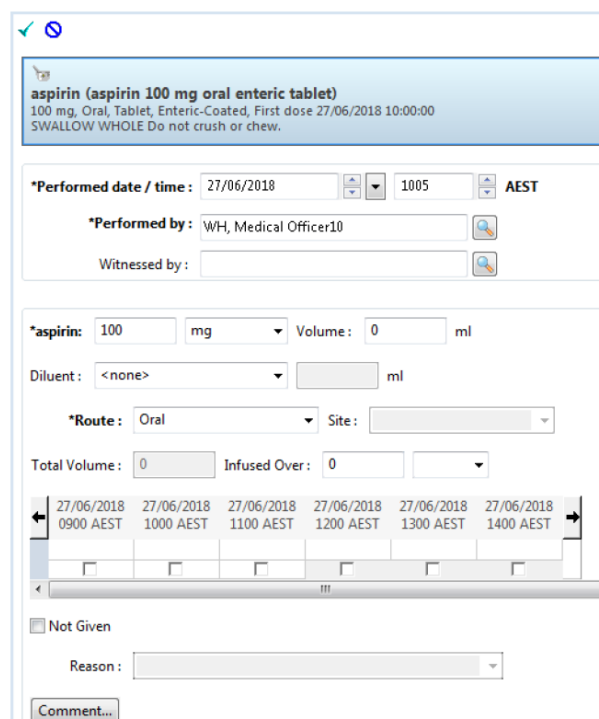
3. Ensure that the yellow column is visible on the screen. Then review the drug chart.

Medications	27/06/2018 10:00
<b>Scheduled</b>	
 aspirin (aspirin 100 mg oral enteric tablet) 100 mg, Oral, Tablet, Enteric-Coated, daily (with or after food), First dose 27/06/2018 10:00:00 SWALLOW WHOLE Do not crush or chew. aspirin	<b>100 mg</b> Not given within 5 days.

Note: the yellow column is the current time and date, as seen here →

4. Click on the dosage tile (in this case 100 mg) to start documenting administration.

5. A new screen will appear with drug administration information as seen here →



6. Review the information and click on the green tick ✓ to document administration

7. The tile will now have the dose administered appear in it

