

# Infusions – Ordering and Creating Infusion Sequences

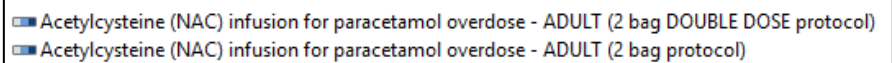


## Key Messages:

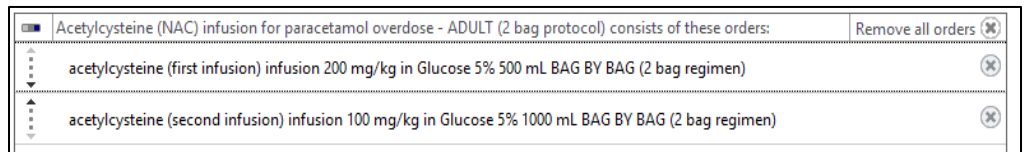
- Only Truly Continuous and Bag by Bag infusion orders can be used in an infusion sequence
- Only one order is active at a time on the MAR or MAW, once completed the next order will become active
- It is not recommended to modify an infusion sequence that is already underway, if required, Cancel/DC the existing sequence and create a new one

## Ordering a pre-built sequence

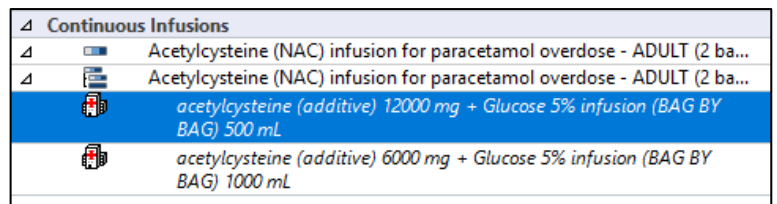
1. Pre-built sequences are identified by a **blue icon** as shown



2. Select a sequence to see the orders within it. Then click **Create Sequence**.



3. The orders are now added to the scratch pad. Click on each order to review details. Click Sign and review the MAR



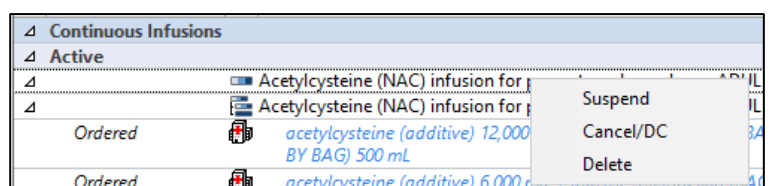
4. Infusion sequences appear under their **own banner** below Continuous Infusions.

Note the greyed out tile for the second infusion. This becomes active after the first infusion is completed.

Continuous Infusions		
Acetylcysteine (NAC) infusion for paracetamol overdose - ADULT ...		
acetylcysteine (additive) 12,000 mg glucose 5% infusion (BAG BY BAG) 500 mL 500 mL, IV infusion, Rate: 125 mL/hr, 1 bag(s), First dose 01/06/2023 16:52:00, Stop date 01/06/2023 20:51:00, Total volume (mL): 500 BAG 1 OF SEQUENCE (Bag 1 of 2). Maximum acetylcysteine: 22g Ta...	Pending Not given within 5 days.	
Administration Information acetylcysteine Glucose 5% intravenous infusion solution		
acetylcysteine (additive) 6,000 mg glucose 5% infusion (BAG BY BAG) 1,000 mL 1,000 mL, IV infusion, Rate: 62.5 mL/hr, 1 bag(s), First dose 01/06/2023 20:52:00, Stop date 02/06/2023 12:51:00, Total volume (mL): 1,000 BAG 2 OF SEQUENCE (Bag 2 of 2) or BAG 3 IF REQUIRED (refer to E...	Pending Not given within 5 days.	
Administration Information acetylcysteine Glucose 5% intravenous infusion solution		

## Cancel/Discontinue a sequence

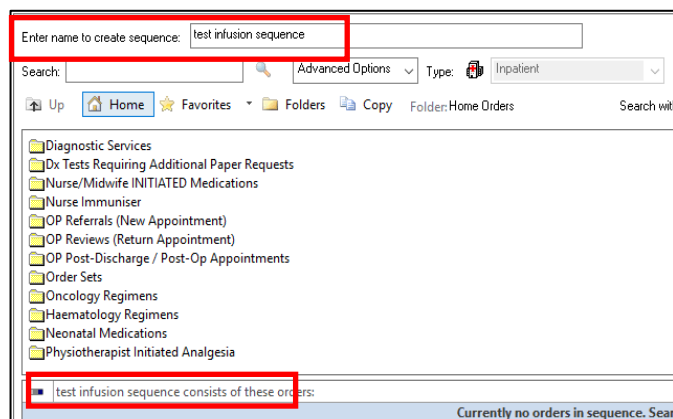
1. Right click on the sequence name in Orders and Referrals and select the appropriate action





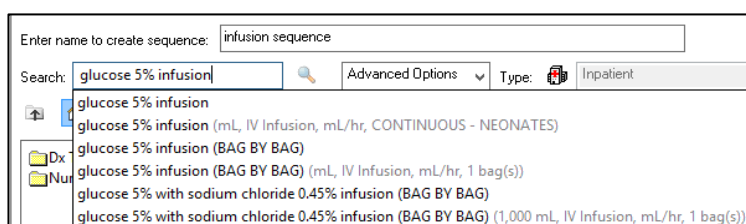
## Creating Custom Sequence

1. In Orders and Referrals, click **+Add**
2. Give your sequence a name and type it in the **'Enter name to create sequence'** field

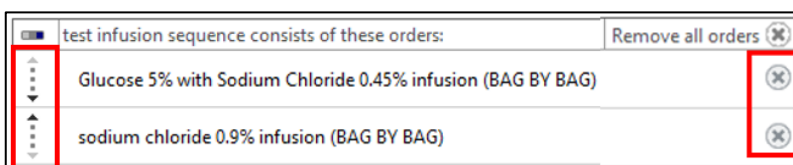


3. Use the search field to add infusion orders to your sequence.

**\*Note\*:** Only **Truly Continuous or Bag By Bag** infusions can be used to create an infusion sequence.




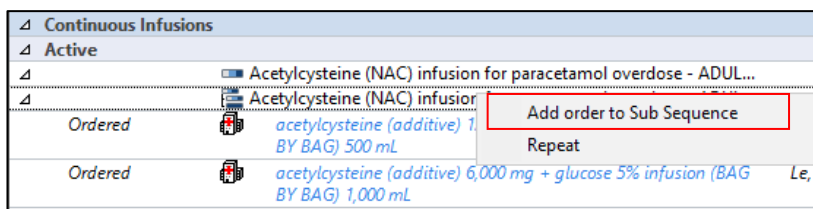
4. The sequence can be re-ordered using the **up/down arrows** on the left, or removed using the **x** icons on the right. Then click **Create Sequence** to add orders to scratchpad and review the details.



5. Review orders in the scratchpad. Sign and review orders on the MAR.

## Add to an Existing Sequence

1. Locate the sequence on the Orders and Referrals page. Right click on the on the blue  icon (sub-sequence). Select Add order



2. Search and add the order(s) from the search window.
3. New infusion order(s) are added to the **end of the sequence** (cannot be re-numbered)
4. Complete and sign the order then review the MAR.