

Infusions – Ordering Continuous Ketamine Infusion - APMS

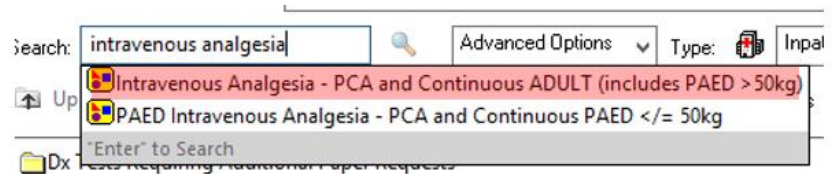


This Quick Reference Guide will explain how to: Order Continuous Ketamine Infusion – APMS

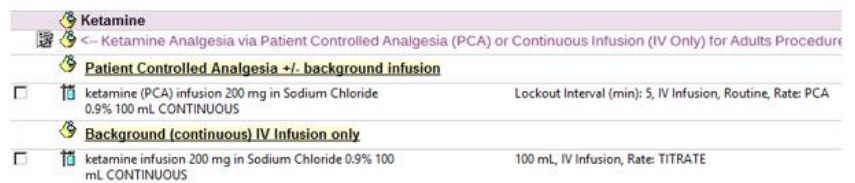
- For use by Acute Pain Management Service (APMS)
- This QRG covers how to order a Continuous Ketamine Infusion
- Please refer to the QRG on “Ordering PCA and Continuous IV Analgesia” for further information

1. Navigate to **Orders** and click **+Add**

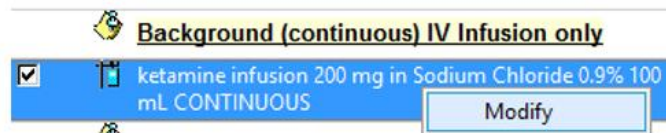
2. Search for and select the “**Intravenous Analgesia – PCA and Continuous ADULT**” orderset.



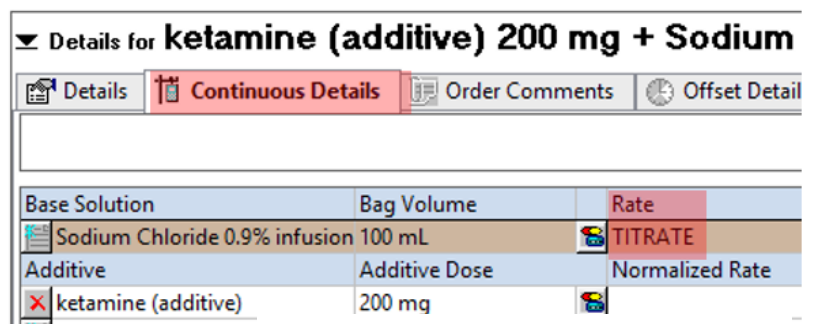
3. Scroll down to the Ketamine section.



4. Select the **Background (continuous) IV Infusion** order, then right click and **Modify**

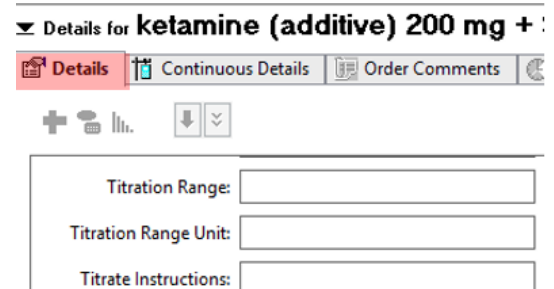


5. The **Continuous Details** tab will display.
Note: the Rate has been pre-defined as TITRATE to allow for nursing staff to titrate the infusion as per policy / as per order comments without the doctor having to modify the order each time.



6. Review the **Details** tab and complete fields as required, e.g.

- “Titration Range”
- “Titration Range Unit”
- “Titrate Instructions”





7. Add **Order Comments** as required.
These will be visible 'face up' on the MAR for nursing staff to see.

▼ Details for **ketamine (additive) 200 mg + So**

Details Continuous Details **Order Comments** Of

Order comments

Commence infusion at XX mg

8. Select **Orders For Signature** and review

9. **Sign** orders and navigate to **MAR / MAR Summary** to review before communicating with nursing staff

ketamine (additive) 200 mg Sodium Chloride 0.9% infusion 100 mL 100 mL, IV Infusion, Rate: TITRATE, First dose 08/12/2020 14:30:00, Total volume (mL): 100 Commence infusion at XX mg Administration Information ketamine Sodium Chloride 0.9%
