

# ICU - Documentation – ICU Critical Care Pain Observation Tool



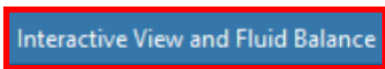
## This Quick Reference Guide will explain how to:

Document the Critical Care Pain Observation Tool (CPOT) accurately for patients in the Intensive Care Unit (ICU).

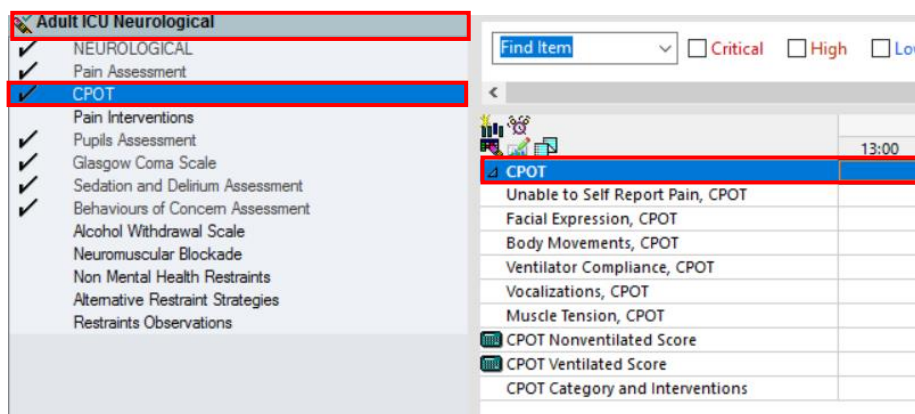
### Definitions:

**Critical Care Pain Observation Tool (CPOT)** – A pain assessment tool for patients incapable of self-reporting pain. The CPOT can be used to assess intubated or sedated patient’s pain based on facial expressions, muscle tension and movement as well as compliance with ventilated breaths for intubated patients or vocalized pain for non-intubated patients.

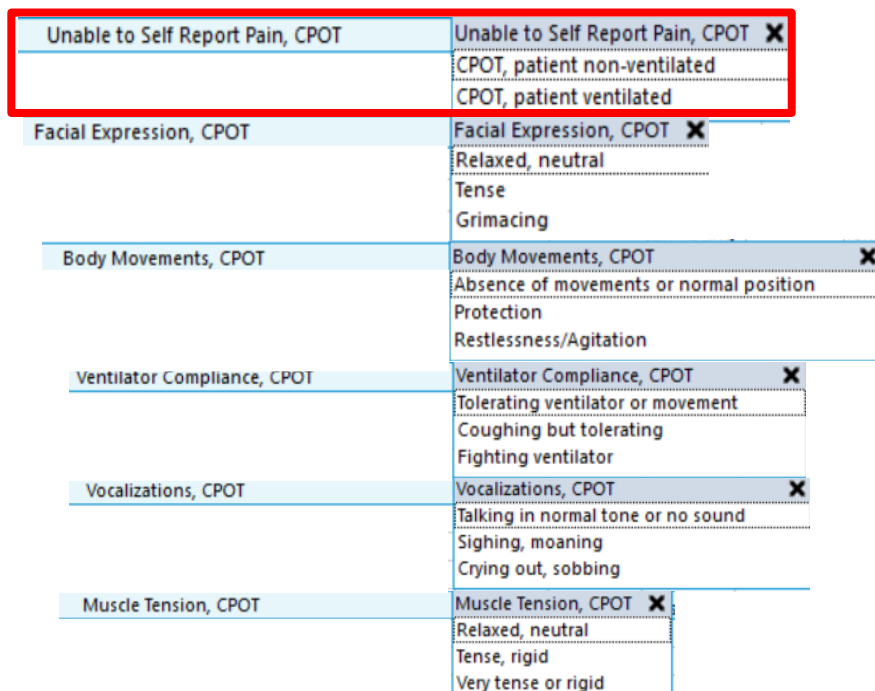
1. Go to the 'Adult ICU neurological' tab within **(iView)**



2. Locate the CPOT tool



3. Select the ventilation status of the critical care patient to open the associated CPOT assessment sections for completion





4. Once the relevant fields are completed, a CPOT score out of 8 is auto-calculated. Select the appropriate CPOT Category and Interventions to assist monitoring, early intervention and treatment of pain.

CPOT Category and Interventions	CPOT Category and Interventions	X
	0-2: minimal/no pain present, continue to observe & assess	
	3-8: mod./severe pain, consider further sedation/analgesia	