

FirstNet – LaunchPoint Zones, Filters, Locations



Digital Health
CONNECTING BEST CARE

Digital Health
Quick Reference Guide

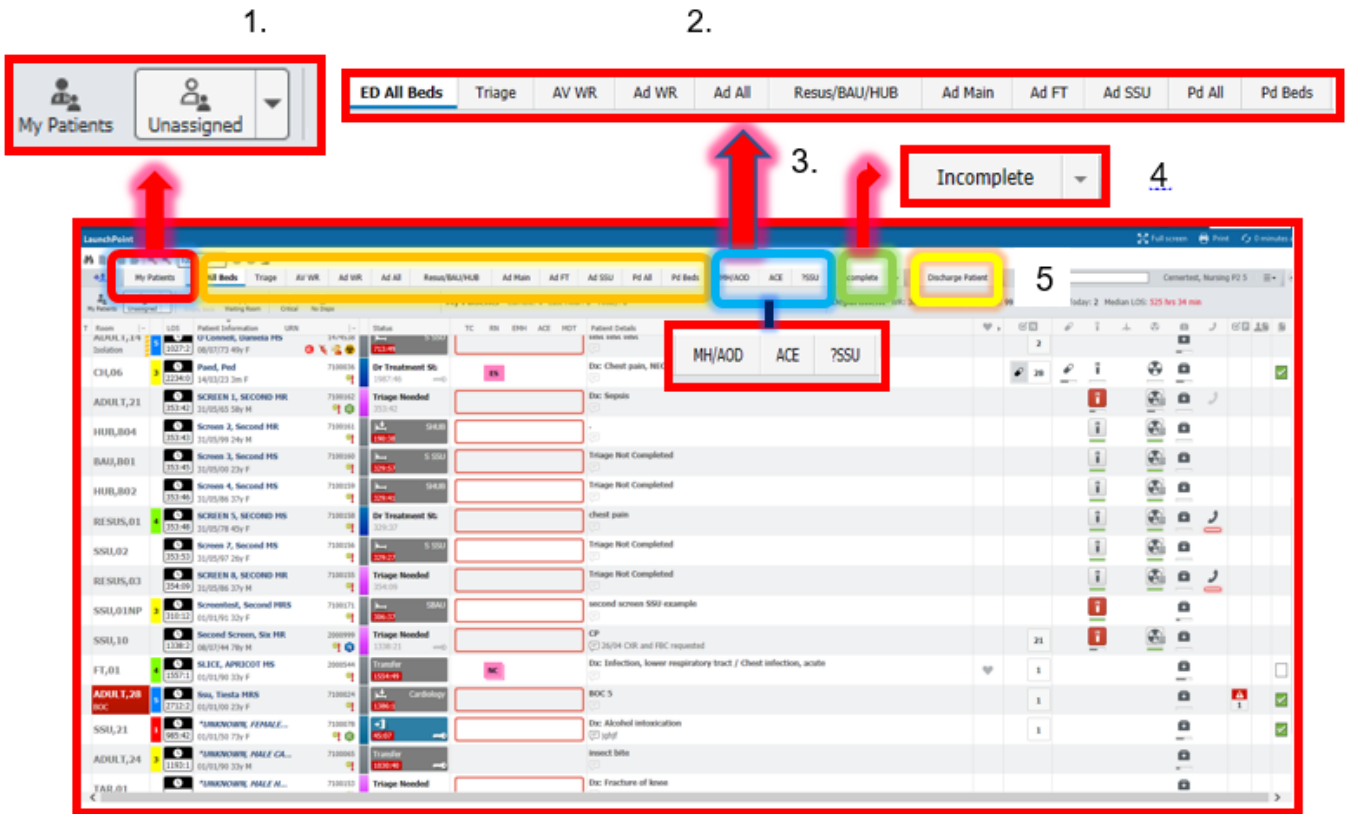
Purpose:

To educate ED nursing staff on navigating and optimising the use of zones, filters and locations in LaunchPoint.

LaunchPoint landing page:

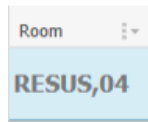
Room	LOS	Patient Information	Status	TC	RN	EPH	ACE	MDT	Patient Details
ADULT, 1, 14 Isolation	102722	O'Connell, Daniela MRS 08/07/73 49y F	14/45:38 713:49						2
CH,06	223410	Paed, Ped 14/03/23 3m F	710036 1987:46	Dr Treatment St:	ES				Dx: Chest pain, NEC
ADULT,21	353:42	SCREEN 1, SECOND MR 31/05/65 58y M	7100162 353:42	Triage Needed					Dx: Sepsis
HUB,B04	353:43	Screen 2, Second MR 31/05/99 24y M	7100161 190:38	SHUB					
BAU,B01	353:45	Screen 3, Second MS 31/05/00 23y F	7100160 329:57	S SSU					Triage Not Completed
HUB,B02	353:46	Screen 4, Second MS 31/05/86 37y F	7100159 329:41	SHUB					Triage Not Completed
RESUS,01	353:48	SCREEN 5, SECOND MS 31/05/78 45y F	7100158 325:37	Dr Treatment St:					chest pain
SSU,02	353:53	Screen 7, Second MS 31/05/97 26y F	7100156 329:27	S SSU					Triage Not Completed
RESUS,03	354:09	SCREEN 8, SECOND MR 31/05/86 37y M	7100155 354:09	Triage Needed					Triage Not Completed
SSU,01NP	310:12	Screen test, Second MRS 01/01/91 32y F	7100171 306:37	SBAU					second screen SSU example
SSU,10	1338:2	Second Screen, Six MR 08/07/44 78y M	2000999 1338:21	Triage Needed					CP 26/04 CXR and FBC requested
FT,01	1557:1	SLICE, APRICOT MS 01/01/90 33y F	2000544 1554:49	Transfer	MC				Dx: Infection, lower respiratory tract / Chest infection, acute
ADULT,28 BOC	2712:2	Sou, Tiesta MRS 01/01/00 23y F	7100024 1386:1	Cardiology					BOC 5
SSU,21	385:42	*UNKNOWN, FEMALE... 01/01/50 73y F	7100078 45:07						Dx: Alcohol intoxication ighf
ADULT,24	1193:1	*UNKNOWN, MALE CA... 01/01/90 33y M	7100085 1030:40	Transfer					insect bite
TAR,01		*UNKNOWN, MALE H... 01/01/90 33y M	7100153	Triage Needed					Dx: Fracture of knee

LaunchPoint Zones:

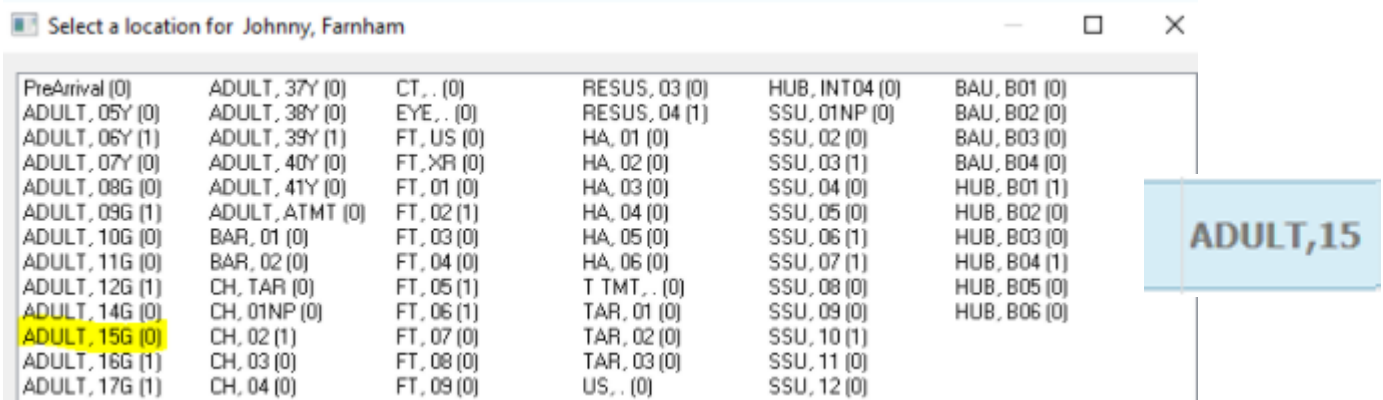


1. **Relational Zone** = Your assigned patients after shift check in.
2. **Physical/geographical** patient zones within ED
3. **Streaming zones** (flagging ACE/MH & AOD electronic referrals)
4. **Incomplete Zone** (for discharged patients waiting for clerical D/C or ward admission)
5. **Discharge Zone** (for looking up patients who have left the department)

LaunchPoint Room/Bed:

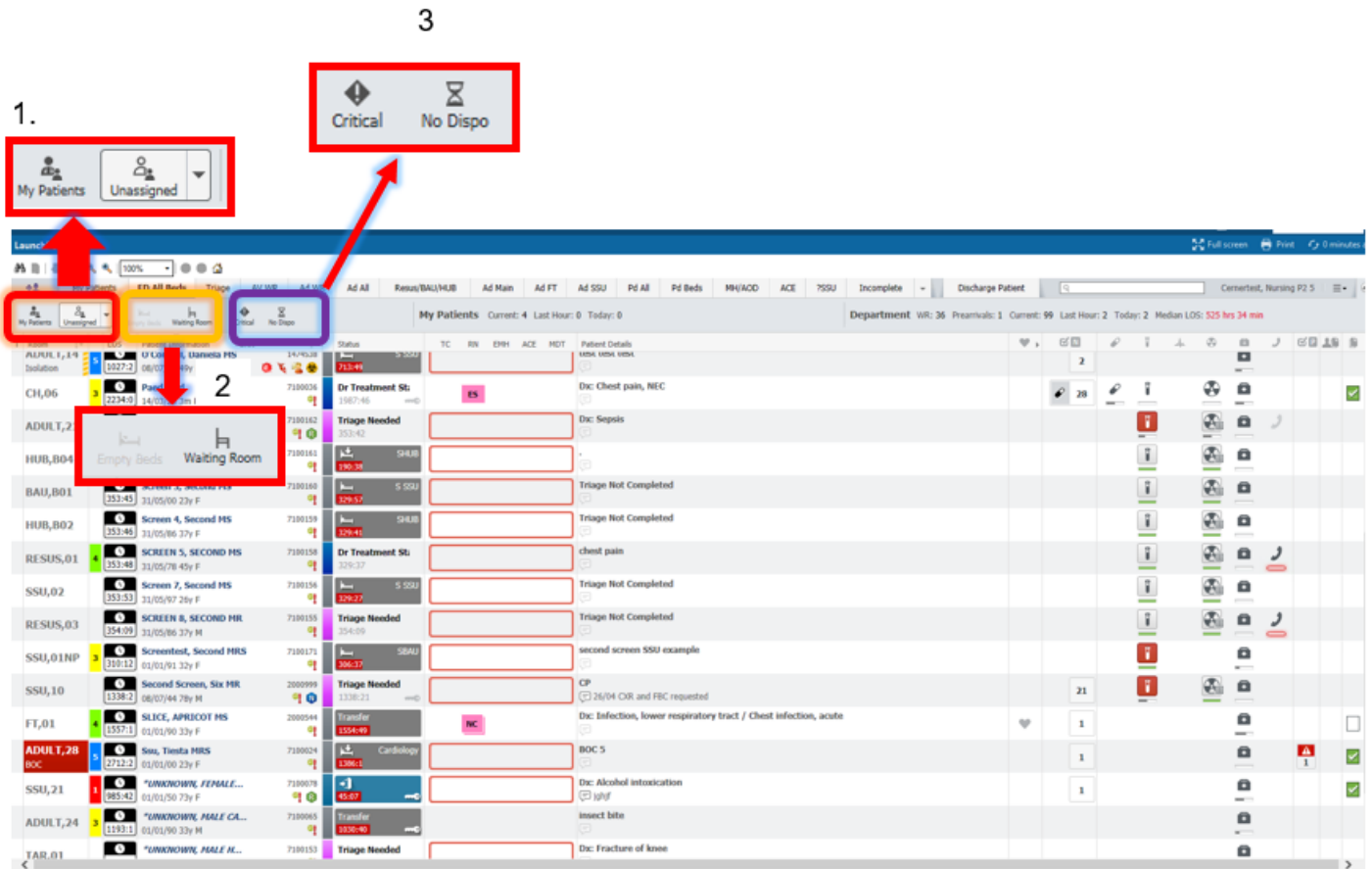


1. Click on the bed name in the room column:
2. Location window opens. Beds with a '0' indicate no patient is currently in the space. Selecting a new bed will update the room column.





LaunchPoint Filters:



1. Relationship Filters:

- a. **My Patients:** Patients assigned to me.
- b. **Unassigned:** Patients not yet assigned to a clinician.

2. Location Filters:

- a. **Empty beds:** Treatment spaces without a patient currently occupying them.
- b. **Waiting Room:** Patients currently in a designated waiting room.

3. Disposition Filters:

- a. **Critical:** Patients with vitals/pathology/radiology currently in 'Critical zone' (ie altered criteria that would meet UCR/MET Call criteria).
- b. **No Dispo:** Patient without a currently documented disposition.

LaunchPoint Quick View Analytics:

The screenshot displays the LaunchPoint interface with two callouts:

- 1** Points to a **My Patients** summary box showing: Current: 4, Last Hour: 0, Today: 0.
- 2** Points to a **Department** summary box showing: WR: 37, Prearrivals: 0, Current: 103, Last Hour: 0, Today: 7, Median LOS: 504 hrs 45 min.

The main interface shows a list of patients with columns for Room, LOS, Patient Information, LRN, Status, and Patient Details. The patient list includes various cases such as 'Paed, Ped', 'SCREEN 1, SECOND HR', 'SCREEN 2, Second HR', etc.

1. **My Patients:** Clinician focused.
 - a. **Current:** Real time updates of patients assigned to clinician.
 - b. **Last Hour:** Number of patients seen within past hour.
 - c. **Today:** Number of patients seen today (from 0000 onwards).

2. **Department:** Real time department oriented focus.
 - a. **WR:** Patients in all WR locations.
 - b. **Pre Arrival:** Total number of Pre Arrivals awaiting presentation to ED.
 - c. **Current:** Snapshot of current number of patients in the department.
 - d. **Last Hour:** Number of new presentations in the past hour.
 - e. **Today:** Number of presentations for today.
 - f. **Median LOS:** Average length of stay for all patients seen today.