

Discharge - Criteria Led Discharge - Surgical or Cardiology



This Quick Reference Guide will explain how to:

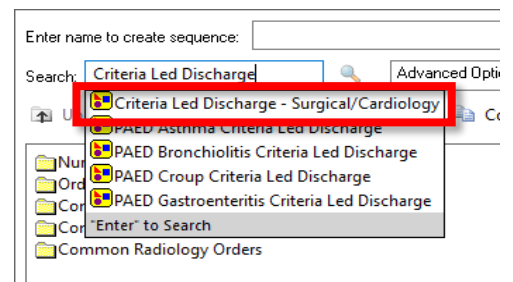
Place an order and document a Criteria Led Discharge for surgical/cardiology patients. Ensure that a medical officer have documented on the notes that a patient is suitable for criteria led discharge prior to placing this order.

Definitions:

- **Criteria Led Discharge** - Improves patient flow within the hospital by facilitating discharge of patients when they meet the specified discharge criteria
- **Orders and Referrals** – A page within Powerchart used to view, add, complete and discontinue orders
- **Care Plan Summary** – Displays information about the patient's plans of care and statuses

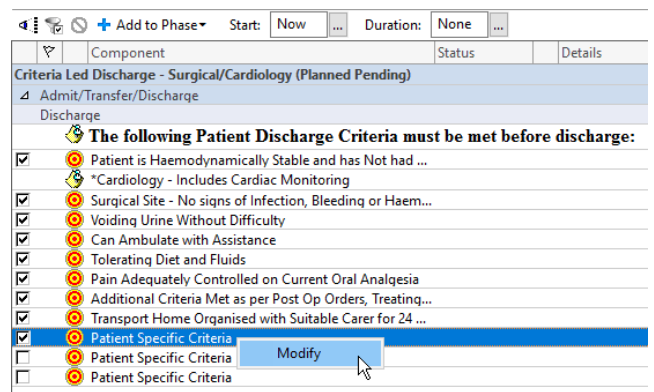
1. Adding the Criteria Led Discharge – Surgical/Cardiology

- Navigate to **Orders and Referrals** page and click **+ Add**
- Search and select Criteria Led Discharge – Surgical/Cardiology



2. Initiating the Criteria Led Discharge – Surgical/Cardiology

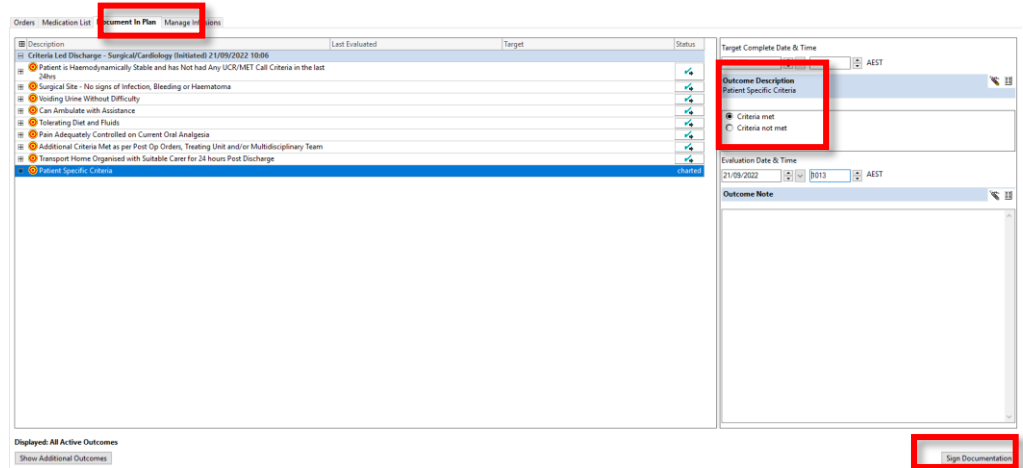
- List of Pre-ticked criteria will display
- To define a patient specific criteria, tick the box and right-click on Patient Specific Criteria
- Click Modify and enter the specific criteria in the Description field
- Click **Initiate Now**
- Status will change to Initiated Pending
- Click Sign
- Criteria Led Discharge status will appear as Initiated and ready for documentation





3. Documenting on Criteria Led Discharge- Surgical/Cardiology

- Select the Document in Plan tab on the **Orders and Referrals** page
- Select Outcome Descr **Sign Documentation** met or Criteria not met for each criteria
- Click **Sign Documentation** once completed



4. Reviewing Criteria Led Discharge- Surgical/Cardiology

- Navigate to **Care Plan Summary** page
- A summary of met outcomes will display

