




Allergies/Sensitivities - Adding an Allergy or Sensitivity



This Quick Reference Guide will explain how to:

Add an allergy or sensitivity

1. Click on **Allergies/Sensitivities** in the Table of Contents (TOC).
2. Click  to enter new information
3. Review the **'Type'** field and select the appropriate option from the dropdown list. There is a brief description for each type of reaction to provide further guidance.
4. Enter relevant information in the required yellow field:
Click on the binocular icon  to search for **"Substance"** and **"Reaction"**.
Select **Severity of Reaction**- Severe is Anaphylaxis
Also select Category- **Drug/Food/Environment/Other**
5. Click **Add Comment** to include additional information if required.
6. Click **OK** at the bottom of the screen to record allergy
7. Added Allergies/Sensitivities will then display in the patients Blue Banner Bar.

Allergies/Sensitivities 

The screenshot shows the 'Allergies/Sensitivities' form. The 'Type' dropdown is set to 'Allergy' with the description 'Leads to an IgE mediated reaction'. The '*Substance' field contains 'penicillin' and has a binocular icon. The 'Reaction(s)' field contains 'rash'. The '*Severity' dropdown is set to 'Moderate'. The 'Info source' is '<not entered>'. The 'Onset' is '<not entered>'. The '*Category' dropdown is set to 'Drug'. The 'Status' is 'Active'.

The screenshot shows a 'Comments' dialog box with the text: 'Occurred during childhood has avoided since. Cannot recall details of reaction.' The 'Add Comment' button is highlighted with a red box. Below the dialog box, the 'Status' is 'Active' and the 'Reason' is empty. The 'OK' button is highlighted with a red box.

TEST, DUMMY
Allergies: penicillins
Alerts: Recorded