

Administration - Deleting an Inpatient Admission in iPM



This Quick Reference Guide will explain how to:

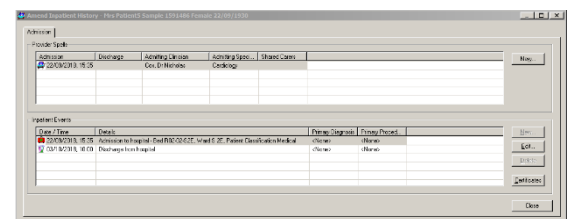
- Delete an inpatient admission in iPM

Inpatient (IPE) encounters are not removed if an admission is deleted in iPM. See following example:



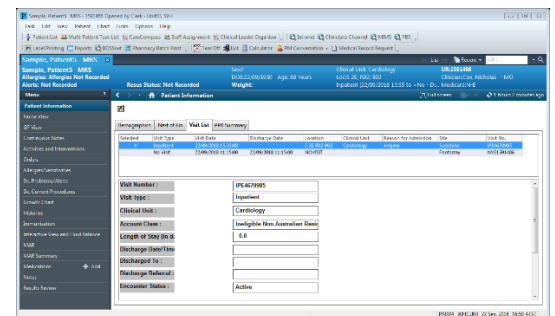
Important – If you accidentally delete an admission, please notify your Nurse in Charge and the EMR team.

1. Patient is Admitted in iPM.

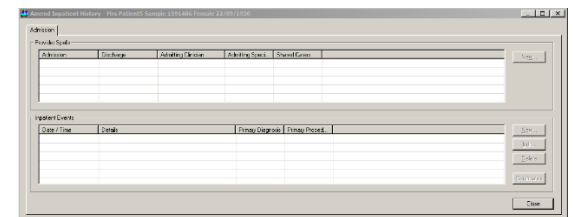


2. iPM Admission creates Inpatient (IPE) encounter in EMR.

- Discharge date: Blank.
- Reason for Visit: Presenting problem recorded in iPM
- Encounter Status: 'Active'



3. iPM Admission is deleted



4. Inpatient (IPE) Encounter remains

- Discharge date: Deletion date/time
- Reason for Visit: defaults to 'Cancelled Admit:'
- Encounter Status: 'Discharge'

