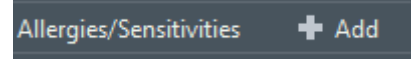




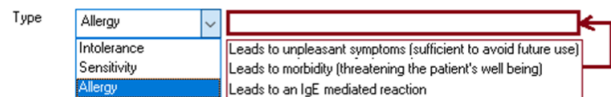
## EMR Quick Reference Guide

### Allergies/Sensitivities – Adding an Allergy or Sensitivity


1. Click on '**Allergies/Sensitivities**' in the Table of Contents (TOC)
2. Click on **+ Add** to enter new information
3. Review the '**Type**' field and select the appropriate option.



There is a brief definition for each type of reaction to provide further guidance



4. Enter relevant information in the required yellow field as seen here →

Click on the binocular icon  to search for "**Substance**" and "**Reaction**".

Select **Severity of Reaction** – Severe is Anaphylaxis

Select Category –  
**Drug/Food/Environment/Other**

5. Click on **Add Comment** to include additional information if required

6. Click **OK** at the bottom of the screen to record allergy
7. Added Allergies/Sensitivities will then display in the patients Blue Banner Bar