

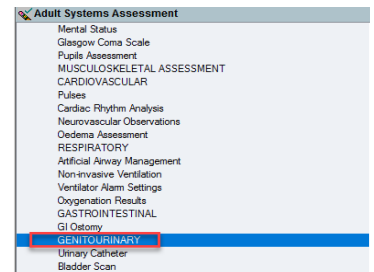


EMR Quick Reference Guide

Documentation – Documenting the Insertion and Removal of Vaginal Packs

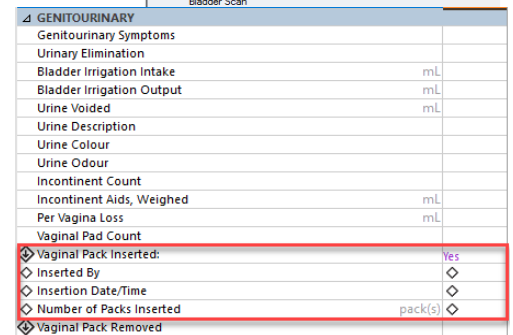
INSERTION

1. In Interactive View, navigate to Adult Systems Assessment and select GENITOURINARY.



2. Enter data under Vaginal Pack Inserted.

Click  icon to save.



3. A system generated order for “Removal Vaginal Pack/s” will appear on the Orders page once a “Yes” response is recorded for Vaginal Pack Inserted.



Status	Start	Stop	Order Name	Details	Order Comment	Ordering Physician	Last Updated By	Last Updated
Organized								
Ordered	27/08/2021 10:26	27/08/2021 10:26	Remove Vaginal Pack/s	27/08/2021 10:26:54, Stop Date: 27/08/2021 10:26:54	Ordered secondary to insertion of Vaginal Pack/s 24hrs ago.	SYSTEM, SYSTEM	SYSTEM, SYSTEM	27/08/2021 10:26

REMOVAL

Nursing/Midwifery

1. Navigate to Care Compass or Activities and Interventions and click “Document” to record Vaginal Pack Removal.




	Remove Vaginal Pack/s	27/08/2021 10:26:54, Stop Date: 27/08/2021 10:26:54 Ordered secondary to insertion of Vaginal Pack/s 24hrs ago.	27/08/2021 10:26
	Weight Measured	22/08/2021 08:00:00 Order entered secondary to inpatient admission	22/08/2021 08:00

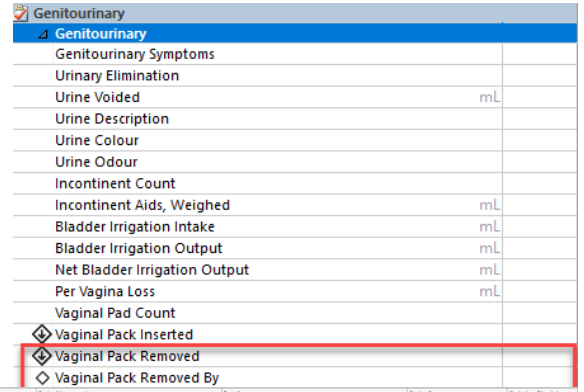
2. Once documentation is saved, the task disappears and will display as Completed on the Orders page.

Inactive	Completed	27/08/2021 10:26 30/08/2021 10:05	Remove Vaginal Pack/s	27/08/2021 10:26:54, Stop Date: 27/08/2021 10:26:54	Ordered secondary to insertion of Vaginal Pack/s 24hrs ago.	SYSTEM, SYSTEM
----------	-----------	-----------------------------------	-----------------------	---	---	----------------

Note: Do not select “Not Done” unless documentation have been completed as this will also change the Order status as “Completed” and will remove the task from the list.

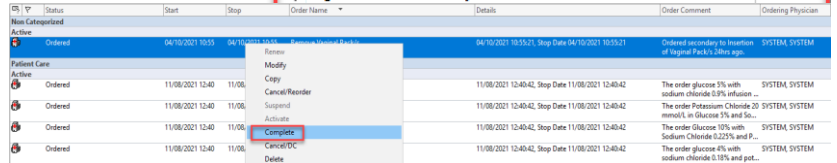
Medical Officer

1. In Interactive View, navigate to Adult Systems Assessment and select GENITOURINARY. Complete the Vaginal Pack Removal information and Click  icon to save.



Genitourinary	
Genitourinary Symptoms	
Urinary Elimination	
Urine Voided	mL
Urine Description	
Urine Colour	
Urine Odour	
Incontinent Count	
Incontinent Aids, Weighed	mL
Bladder Irrigation Intake	mL
Bladder Irrigation Output	mL
Net Bladder Irrigation Output	mL
Per Vagina Loss	mL
Vaginal Pad Count	
Vaginal Pack Inserted	
Vaginal Pack Removed	
Vaginal Pack Removed By	

2. Document the Removal of Vaginal Pack/s order as Complete from the Orders Page.



Order Name	Status	Start	Stop	Order Name	Details	Order Comment	Ordering Physician
Ordered	Active	04/10/2021 10:55	04/10/2021 10:55	Remove Vaginal Pack/s	04/10/2021 10:55:21; Stop Date 04/10/2021 10:55:21	Ordered secondary to insertion of Vaginal Pack/s 2days ago.	SYSTEM, SYSTEM
Ordered	Active	11/08/2021 12:40	11/08/2021 12:40		11/08/2021 12:40:42; Stop Date 11/08/2021 12:40:42	The order glucose 3% with sodium chloride 0.9% infusion ...	SYSTEM, SYSTEM
Ordered	Active	11/08/2021 12:40	11/08/2021 12:40		11/08/2021 12:40:42; Stop Date 11/08/2021 12:40:42	The order Potassium Chloride 20 mmol/L in Glucose 5% and So...	SYSTEM, SYSTEM
Ordered	Active	11/08/2021 12:40	11/08/2021 12:40		11/08/2021 12:40:42; Stop Date 11/08/2021 12:40:42	The order Glucose 10% with Sodium Chloride 0.225% and ...	SYSTEM, SYSTEM
Ordered	Active	11/08/2021 12:40	11/08/2021 12:40		11/08/2021 12:40:42; Stop Date 11/08/2021 12:40:42	The order glucose 4% with sodium chloride 0.18% and pot...	SYSTEM, SYSTEM