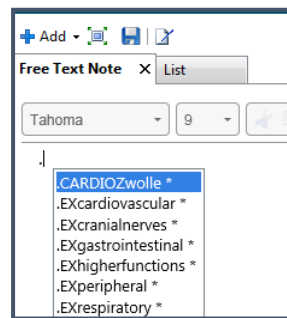




EMR Quick Reference Guide

Entering Zwolle Risk Score for STEMI

1. The Zwolle Risk Score is a task within the **CARDIO Acute Coronary Syndrome** order set
2. After the Zwolle Score has been selected in the order set go to **Documentation** in the Table of Contents
3. The Documentation screen will appear, select **+ Add**
4. The **Note Templates** screen will appear, select **Free Next Note Template**.
5. In the Free Note Template type **.CARDIOZwolle***.



6. The Zwolle score information with drop down boxes Reference Table information will appear.

Zwolle Score
 Killip Class: _
 TIMI Flow Post: _
 Age: _
 3-Vessel Disease: _
 Anterior MI: _
 Ischaemic Time >4 Hours: _
Total Score:

Plan of Care: _

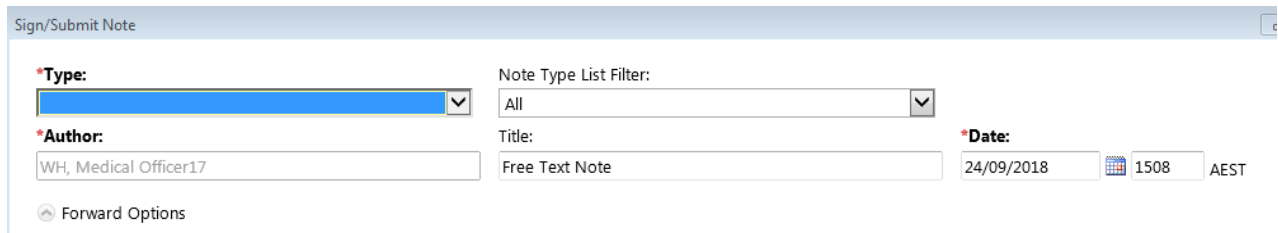
Reference Tables

Zwolle Score Reference Table		Score
Killip Class	1	0
	2	4
	3-4	9
TIMI Flow Post	3	0
	2	1
	0-1	2
Age	< 60	0
	>= 60	1
3-Vessel Disease	No	0
	Yes	1
Anterior MI	No	0
	Yes	1
Ischaemic Time > 4 Hours	No	0
	Yes	1
Total Score	Plan of Care	
Zwolle Score <= 3	3-day Length of Stay	
Zwolle Score > 3	4-day Length of Stay	

and

7. Complete the information and select **Sign and Submit**.

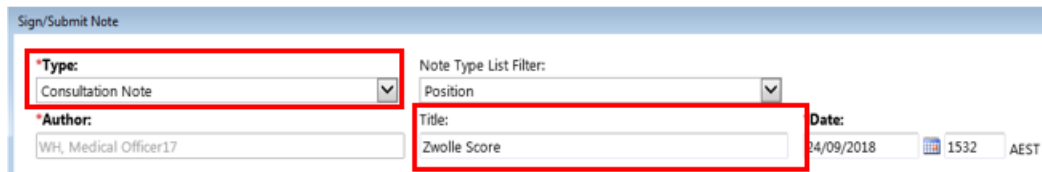
8. The **Sign/Submit Note** form will appear.



9. Enter the following information:

- a. *Type – Select **Consultation Note**
- b. Title – Type **Zwolle Score**

10. Once information has been entered, select **Sign**. The sign button is located on the bottom of the page.



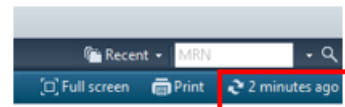
11. Refresh the page.

12. The Zwolle Score will appear in the Documentation and Continuous Notes.

13. Go to **Task Manager**  in the top menu bar.

14. Find the patient on the **Current Task List** and select **Complete** in the Action List.

15. Refresh the screen in the top right hand side of the screen.



16. The Complete Zwolle Score from the Task Manager will be removed from the list.