



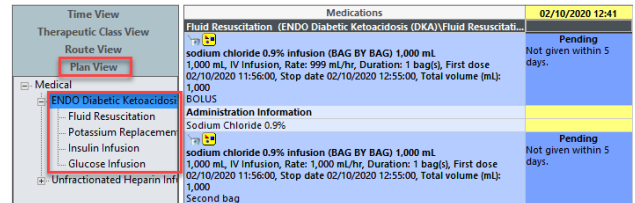
EMR Quick Reference Guide

Infusions – Commencing Insulin Infusions – Nursing/Midwifery

The Diabetic ketoacidosis (DKA) protocol consists of Truly Continuous and BAG by BAG (BBB) Nursing / Midwifery infusions. The infusions as per the DKA protocol Infusions will be ordered concurrently and it will be up to the Nurse/Midwife to commence each infusion as per the DKA protocol, Drs order comments and patients presentation.

Plan View

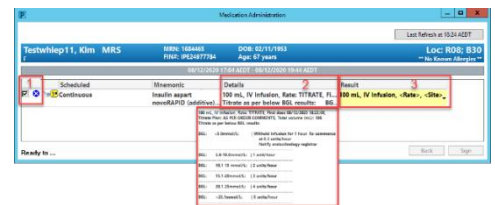
Click on **Plan View** on the MAR, to review the infusion orders via the filter.



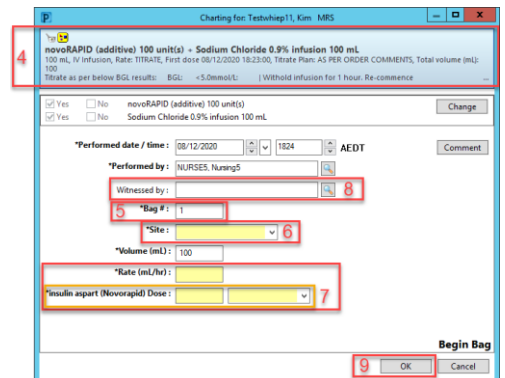
Commencing Insulin Infusions

All infusions must be **commenced** via the **Medication Administration Wizard (MAW)**.

1. Check the box next to the infusion you intend to commence
2. Hover over the **Details** column to review the titratable regime
3. Click the yellow highlighted field under **Result**, the **MAW Administration Window** will open.



4. Review infusion order in **Banner**
5. Review the Bag number (ie. Bag 1)
6. Enter the **Site of Administration**
7. Enter the **Additive dose** and select the **additive dose unit** as per the banner (ie. units/hr) & the rate will autopopulate.
8. Enter in **Second Nurse/Midwife details**
9. Click **OK**. **Second Nurse/Midwife** enters password. Sign off Medication Administration window.



10. Click refresh and check the **"Begin Bag"** is under correct date and time on the MAR.

