



## EMR Quick Reference Guide

### Infusions – Bag by Bag Infusion Workflow (Theatre / PACU) - Nursing/Midwifery

\*Infusions cannot commence until an order has been placed on EMR.\*

All infusions must be commenced via the **Medication Administration Wizard (MAW)**

1. Check the box next to the infusion you wish to commence
2. Click the **yellow highlighted** field under **Result**, the **MAW Administration Window** will open.
3. Review medication order in **Banner** (Note the MO will have ordered the infusion at a rate appropriate for PACU, not necessarily the rate at which the infusion will run intraoperatively)
4. Enter the **Site of Administration**
5. Enter in Second Nurse details
6. Click **OK**
7. **Sign** the MAW
8. Click refresh and check the **Begin Bag** action is under the correct date/time on the **Medication Administration Record (MAR)**

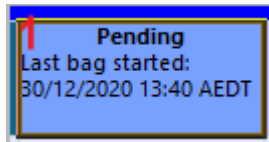
Medications	30/12/2020 21:40	30/12/2020 13:48	30/12/2020 13:40
<b>Continuous Infusions</b>			
compound sodium lactate (Hartmann's) infusion (BAG BY BAG) 1,000 mL 1,000 mL, IV Infusion, Rate: 125 mL/hr, 1 bag(s), First dose 30/12/2020 11:41:00, Stop date 30/12/2020 19:40:00, *** COMMENCED IN THEATRE ***, Total volume (m... Administration Information Hartmanns	End Bag 1 of 1	Pending Last bag started: 30/12/2020 13:40 AEDT	Begin Bag 1,000 mL 125

9. Documentation is now complete until the bag is finished

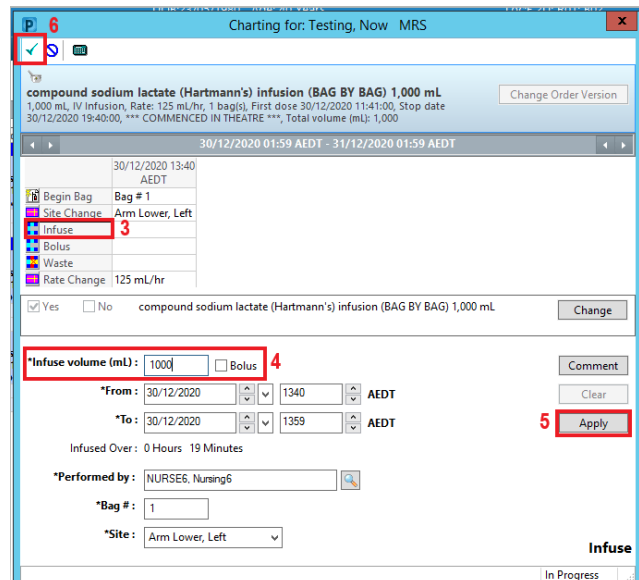


## Documenting the Fluid Volume Infused and Completing a Bag via the MAR

When a bag is **finished**, nursing staff must document the **total volume infused**, and **complete the bag** against the correct infusion order via the **MAR**

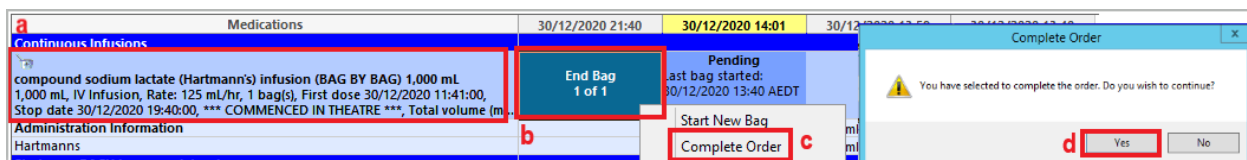


1. Click on **MAR Pending Tile**
2. The **MAR Charting Window** will open
3. Click the **Infuse** action in the top section
4. Complete the volume infused in mL (e.g. 1000) in the **Infuse Volume** field
5. Click **Apply**
6. To **Sign** off this action click on the **Green** tick
7. Click refresh and check the **Infuse** action is under the correct date/time on the **MAR**. **This will automatically populate the Fluid Balance Chart.**



Medications	30/12/2020 21:40	30/12/2020 14:01	30/12/2020 13:59	30/12/2020 13:40
<b>Continuous Infusions</b>				
compound sodium lactate (Hartmann's) infusion (BAG BY BAG) 1,000 mL 1,000 mL, IV Infusion, Rate: 125 mL/hr, 1 bag(s), First dose 30/12/2020 11:41:00, Stop date 30/12/2020 19:40:00, *** COMMENCED IN THEATRE ***, Total volume (m...	End Bag 1 of 1	Pending Last bag started: 30/12/2020 13:40 AEDT		
Administration Information Hartmanns			1,000 mL Infuse 1,000 mL	Begin Bag 1,000 mL 125

8. To mark the bag as complete:
  - a. Locate the correct infusion order on the **MAR**
  - b. Right click on the **End Bag Tile**
  - c. Select **Complete Order**
  - d. Click **Yes**



- e. Refresh the **MAR** and check the order is now greyed out and under the **Discontinued** Continuous Infusions section

Discontinued Continuous Infusions	30/12/2020 21:40	30/12/2020 14:01	30/12/2020 13:59	30/12/2020 13:40
compound sodium lactate (Hartmann's) infusion (BAG BY BAG) 1,000 mL 1,000 mL, IV Infusion, Rate: 125 mL/hr, 1 bag(s), First dose 30/12/2020 11:41:00, Stop date 30/12/2020 19:40:00, *** COMMENCED IN THEATRE ***, Total volume (m...				
Administration Information Hartmanns			1,000 mL Infuse 1,000 mL	Begin Bag 1,000 mL 125



## Key Points to remember:

### ❖ When the patient is ready to leave theatre (Theatre Nurse Only):

Ensure the Anaesthetist has ordered a sequence of IV infusions for PACU/Ward (if required)

1. Check there is an appropriate title for the sequence
2. Check there is an appropriate rate (i.e. not 999 mL/hr)

Continuous Infusions	
Start once PACU bag complete - 1	
compound sodium lactate (Hartmann's) infusion (BAG BY BAG) 1,000 mL 1,000 mL, IV Infusion, Rate: 125 mL/hr, 1 bag(s), First dose 30/12/2020 11:49:00, Stop date 30/12/2020 19:48:00, Total volume (mL): 1,000	
Administration Information	
Hartmanns	
compound sodium lactate (Hartmann's) infusion (BAG BY BAG) 1,000 mL 1,000 mL, IV Infusion, Rate: 100 mL/hr, 1 bag(s), First dose 30/12/2020 19:49:00, Stop date 31/12/2020 05:48:00, Total volume (mL): 1,000	
Administration Information	
Hartmanns	

Ensure that if further IV fluids are **not** required for PACU/Ward, the Anaesthetist has **discontinued** the **commenced in theatre** infusion order

- ❖ Infusions must be commenced via the **MAW** – the Begin Bag action will show on the **MAR** when screen is refreshed
- ❖ When the bag is finished document the total volume infused via the **MAR Pending Tile** – this populates the Fluid Balance Chart
- ❖ Complete the Infusion by right clicking on the End Bag Tile on the **MAR** – order will grey out
- ❖ Ensure Anaesthetist has discontinued infusion orders that are no longer required prior to transfer to PACU