

EMR Quick Reference Guide

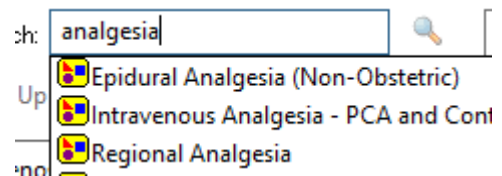
Infusions - Ordering Regional & Epidural (non-obstetric) Analgesia – APMS

- For use by Acute Pain Management Service (APMS)
- This QRG covers how to order:
 1. Regional Analgesia and
 2. Epidural Analgesia (Non-Obstetric)

ORDERING

1. Navigate to “Orders” and Click **+Add**

2. Search for and select the appropriate orderset: “Regional Analgesia” or “Epidural Analgesia (Non-Obstetric)”







3. Both ordersets contain pre-selected orders for a Pain Service Referral and a Communication Order for nursing staff.

4. Note the pre-defined information for each infusion:



Epidural Analgesia

Route of Administration: Epidural
Regional Route: N/A – Epidural
Side: N/A

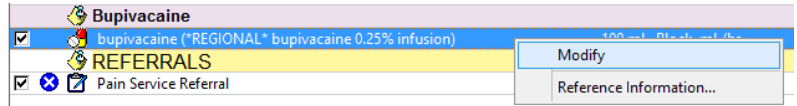
<input checked="" type="checkbox"/>	 Communication Order	Special Instructions: This patient has an order for a Regional Infusion. document and refer to policy for observation regime
Ropivacaine with fentanyl		
<input type="checkbox"/>	 ropivacaine-fentanyl (*EPIDURAL* fentanyl-ropivacaine 2 mcg/mL-0.2% infusion)	Epidural, Regional Route: N/A - Epidural, N/A, mL/hr
Ropivacaine		
<input type="checkbox"/>	 ropivacaine (*EPIDURAL* ropivacaine 0.2% (400 mg/200 mL) infusion)	Epidural, Regional Route: N/A - Epidural, N/A, mL/hr
REFERRALS		
<input checked="" type="checkbox"/>	 Pain Service Referral	Service: Pain Medicine

Regional Analgesia

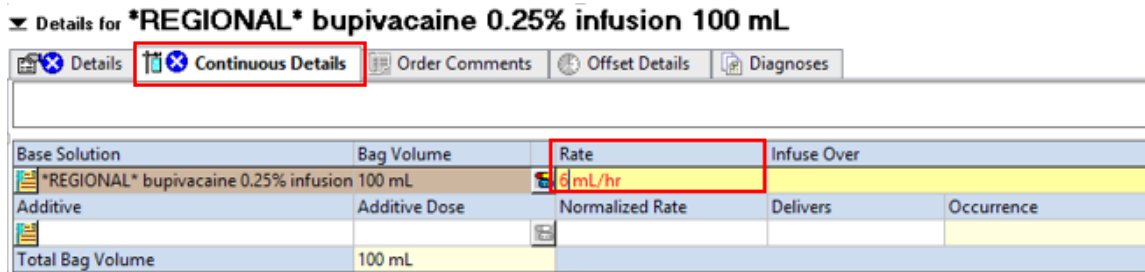
Route of Administration: Block

Ropivacaine		
<input type="checkbox"/>	 ropivacaine (*REGIONAL* ropivacaine 0.2% (400 mg/200 mL) infusion)	Block, mL/hr
Bupivacaine		
<input type="checkbox"/>	 bupivacaine (*REGIONAL* bupivacaine 0.25% infusion)	Block, mL/hr

- Select the appropriate medication order, then right click and **Modify**



- The **Continuous Details** tab will open. Complete the **Rate** field in mL/hr – this is the **continuous** rate of the infusion.
When the **Rate** is entered, the **Infuse Over** field will automatically calculate; however, nursing staff will only see the Rate in mL/hr on the MAR.



- Navigate to the **Details** tab and complete the mandatory fields:

Epidural Analgesia:

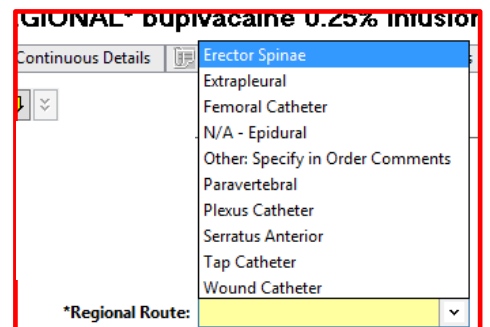
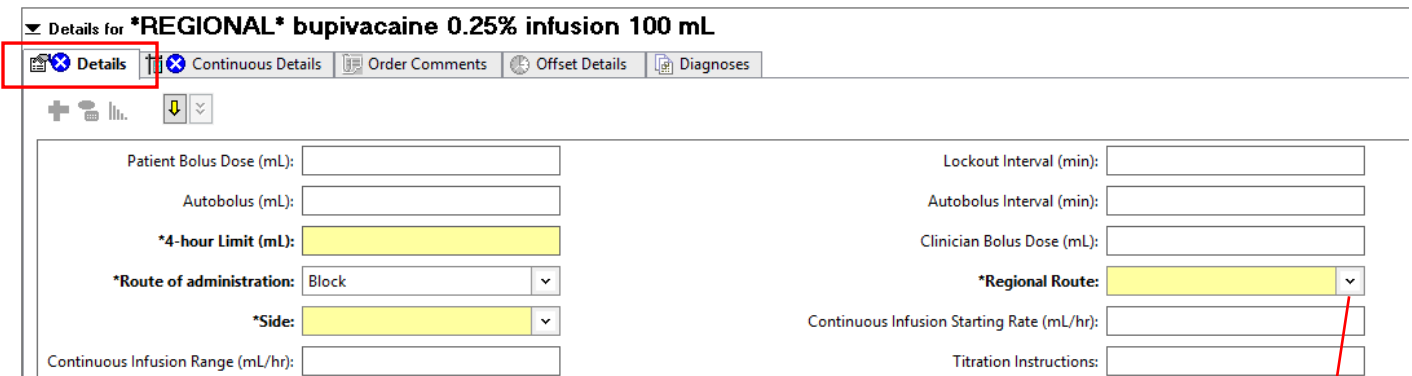
4-hour Limit (mL)

Regional Analgesia:

4-hour Limit (mL)

Regional Route

Side



8. Complete any other required fields, e.g. autobolus dose, autobolus interval, patient bolus dose



9. Click and review order sentences

Continuous Infusions			
 	*REGIONAL* bupivacaine 0.25% infusion 100 mL	Order	20/10/2020 13:49
4-hour Limit (mL): 40, Block, Regional Route: Erector Spinae, Right, Routine, First dose 20/10/2020 13:49 AEDT, Total volume (mL): 100, Rate: 6 mL/hr			
 	*EPIDURAL* fentanyl-ropivacaine 2 mcg/mL-0.2% infusion 200 mL	Order	20/10/2020 13:49
4-hour Limit (mL): 40, Epidural, Regional Route: N/A - Epidural, N/A, Routine, First dose 20/10/2020 13:49 AEDT, Total volume (mL): 200, Rate: 6 mL/hr			

10. Complete mandatory fields for other orders (e.g. Pain Service Referral details)

11. **Sign** and review order on the MAR

Continuous Infusions

REGIONAL bupivacaine 0.25% infusion 250 mg
4-hour Limit (mL) 40, Block, Regional Route: Erector Spinae, Side: Right, Routine, First dose 21/09/2020 11:59:00, Total volume (mL): 100, Rate: 6 mL/hr

Administration Information
bupivacaine