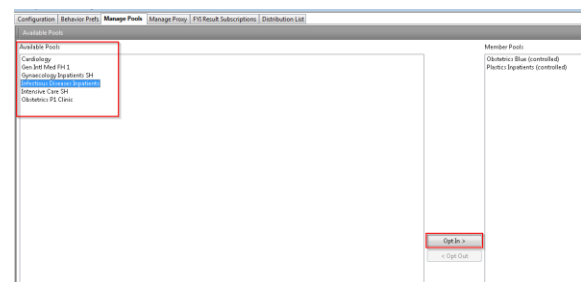
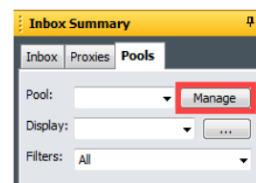





EMR Quick Reference Guide

Results - Message Centre Pools

1. Navigate to Message Centre
2. From the “Inbox Summary”, select the **Pools** tab
3. Select the **Manage** button
4. Select the Medical Service of the pool you wish to join
5. Click the **OptIn** button
6. Click **Ok**



7. You can **remove a pool** from your list by following the above steps but selecting the “**Opt Out**” button
8. You can **review the history** of what has been endorsed through the pool by clicking  **Result Journal**
9. You can **endorse and view results** through the pool (see “**Method 2**” of the “**Results – Endorsing Results**” Quick Reference Guide for more information)

