



## EMR Quick Reference Guide

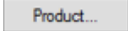
### PharmNet – Verifying a TPN Infusion Order (includes product assignment)

- Verification of a medication order is the process of reviewing a medication and indicating that it is clinically safe.
- TPN additives always contain the prefix 'TPN' in the product name
- Refer to the following QRG for more information on verifying a general infusion order – **PharmNet – Verifying an Infusion order (including product assignment)**

1. The **Verify Med Order Window** displays details of each component to be verified

Vol	Drug	Dose	Normalized Rate	Concentration	Frequency	Ordered As
2	total parenteral nutrition (Olimel N9)	1,500 mL			EB	TPN High ...
0.0	Olimel N9 injection, bag					
	magnesium sulfate	10 mmol			EB	magnesi...
	potassium chloride	10 mmol			EB	potassium...

**Note:** the TPN bag has been product assigned correctly. The additives (magnesium and potassium) do not have products under them, therefore have not auto product assigned.

2. Click  to launch the **Manual Product Select** window



Product	Dose	Unit	DspQty	QtyUnit
Olimel N9 injection, bag	1,500	mL	1	bag(s)

- The empty check boxes next to the additives confirm that no products are assigned
- There are **no IV set** options available for TPN so each product must be selected manually
- The order comments for this order can also be found in this screen

3. Click on the first additive and select the appropriate product.  
**Tip: TPN additives always have the 'TPN' prefix**

Product	Dose	Unit	DspQty	QtyUnit
---------	------	------	--------	---------

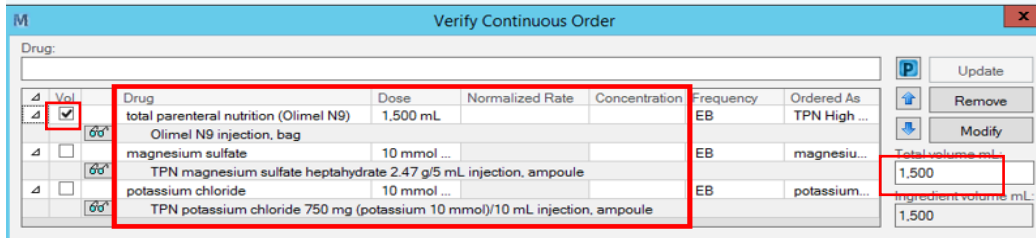
4. Click 'Move>' to move the chosen product to the selected products section

Product	Dose	Unit	DspQty	QtyUnit
TPN magnesium sulfate heptahydrate 2.47 g/5 mL injection	10	mmol	1	ampo

5. Repeat this selection process for the remaining components of the order, once completed all the check boxes next to each ingredient should be checked

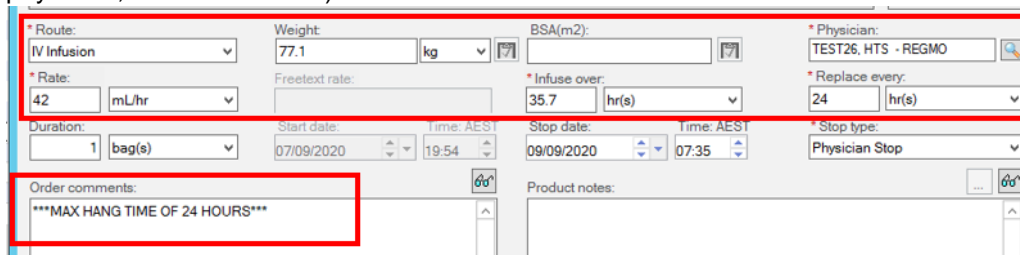
6. To finalise, click 'OK' and return to the **Verify Continuous Order** window

- Each component has a product correctly assigned to it, and the TPN bag has the **Vol** checked as this is the part of the infusion accounting for the volume



Vol	Drug	Dose	Normalized Rate	Concentration	Frequency	Ordered As
<input checked="" type="checkbox"/>	total parenteral nutrition (Olimel N9) Olimel N9 injection, bag	1,500 mL			EB	TPN High ...
<input type="checkbox"/>	magnesium sulfate	10 mmol ...			EB	magnesi...
<input type="checkbox"/>	TPN magnesium sulfate heptahydrate 2.47 g/5 mL injection, ampoule					1,500
<input type="checkbox"/>	potassium chloride	10 mmol ...			EB	potassium...
<input type="checkbox"/>	TPN potassium chloride 750 mg (potassium 10 mmol)/10 mL injection, ampoule					1,500

- Review the order details in this window (route, rate, duration, infuse over time, replace every, physician, order comments)



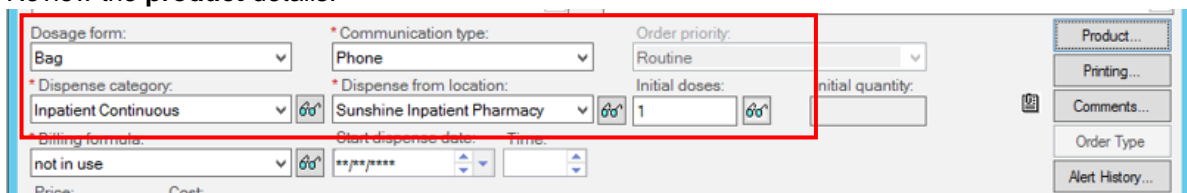
\* Route: IV Infusion  
 \* Rate: 42 mL/hr  
 Duration: 1 bag(s)  
 \* Infuse over: 35.7 hr(s)  
 \* Replace every: 24 hr(s)  
 Order comments: \*\*\*MAX HANG TIME OF 24 HOURS\*\*\*

The infuse over time of 35.7 hours, is calculated based on running the entire 1500mL TPN bag at 42mL/hour. The order comments indicate to nurses to hang the bag for 24 hours only in line with Western Health policy.

**The infuse over time does not display on the MAR.**

**Note:** The **stop date** is calculated based on when the bag would be empty, not the time it is actually required to hang for.

- Review the **product** details.



Dosage form: Bag  
 \* Communication type: Phone  
 Order priority: Routine  
 \* Dispense category: Inpatient Continuous  
 \* Dispense from location: Sunshine Inpatient Pharmacy  
 Initial doses: 1  
 Billing formula: not in use  
 Start dispense date: \*\*\*/\*\*/\*\*\*\*



10. Click OK to confirm and return to main PharmNet window

Refer to the following QRG for dispensing infusions in Merlin: **Pharmacy – Merlin – Dispensing order(s) from PRX screen**