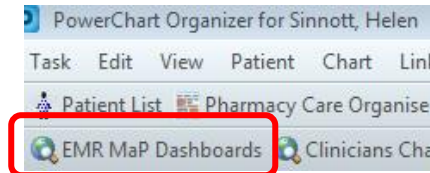




## EMR Quick Reference Guide


### EMR Dashboard – Nursing/Midwifery

1. Can be accessed via the EMR



2. Or Go to Map 2.0 – Click on EMR reports

a. You can filter by **campus, division, unit, ward**. (Blue information button provides the definitions)



Campus: Footscray Hospital | Division: Emergency, Medicine... | Department: General Medical and... | Unit: All | Ward: All

1. **Patient Status review** dashboard tracks the review & completion of patient alerts, allergies and resuscitation status of current in-patients.

2. Resuscitation status also displays patients with resuscitation limitations in place

(NM) Patient Status Review

Filter: All | All | All | All | All | All | 18-Nov-19

#### Patient Status Review

Report is updated every 15 minutes – hit Refresh to update

A count of the status items to be recorded, or reviewed, for current inpatients

Ward	# Patients	Alerts	Resus Status	Allergies
S Ground Floor Sub-Acute	46	13	18	24
SJK L7 Women's	45	23	28	19
SJK L8 Women's	40	9	20	16
F 3B	34	12	3	16
S 2A	34	13	28	16
S 3E	32	23	28	13

Alerts	Resus Status	Allergies
371 No Record	539 No Record	25 No Record
153 Not Reviewed	78 No Limitations	427 Not Reviewed
	164 Limitations	

3. **Diet orders & Modifiers** dashboard tracks patients who have no diet order entered into the EMR

(NM) Diet Orders and Modifiers

Filter: All | All | All | All | All | 21-Nov-19 08:48

#### Diet Orders and Modifiers

Report is updated every 15 minutes – hit Refresh to update

42 patients have no diet recorded

Ward	# Patients	Incomplete Diet Orders
SJK L8 Women's	48	28
S Ground Floor Sub-Acute	45	0 %
SJK L7 Women's	38	32 %

URN	Name	Bed	Diet	Start Date	Ordered By
		Rm 10 Bed 22	Diabetic	16-Nov-19	Quilbao, Kathleen - RN

4. **Cannula management, Central Line management & Catheter management** dashboards displays a list of active cannulas, central lines & urinary catheters and which ones are due for removal

### Cannula Management - Removal Tracker

Report is updated every 15 minutes – hit Refresh to update

**26** cannulas are overdue for removal

Cannula removal within required time

Ward	Overdue	Due soon	Total
SJK L8 Women's	5		21
F 2D	4		15
F 2B	3		15
S 2F Coronary Care Unit	3		14
F Coronary Care Unit	2		10

List of patients with a cannula in situ (this list can be exported to Excel)

URNO	Name	Age	Ward	Bed	Cannula	Time In Situ	24hr Removal	Multiple Cannulas
345025		55	S 3E	Rm 11 Bed 13	Antecubital Cannula Left	22 days	No	No
322540		72	S Ground Floor Sub-Acute	Rm 26 Bed 35	Antecubital Cannula Right 18 gauge (green)	11 days	No	No

Campus: All | Division: All | Department: All | Unit: All | Ward: All | Device Removal: All

### Central Line Management - Removal Tracker

Report is updated every 15 minutes – hit Refresh to update

**8** central lines are overdue for removal

Central line removal within required time

Ward	Overdue	Due soon	Total
S Hospital in the Home	2		3
F 2C	1		2
F 3 East	1		1
F Hospital In The Home	1	1	4
S 2E	1	1	5

List of patients with a central line in situ (this list can be exported to Excel)

URNO	Name	Age	Ward	Bed	Device	Time in Situ
203270		57	F Hospital In The Home	01	PICC Brachial vein Left 4 Fr	66 days
737019		70	S 2E	Rm 07 Bed 07	PICC Subclavian vein Left	37 days
902344		47	F 3 East	Rm 14 Bed 20	PICC Canhalic vein 1 aft	34 days

Campus: All | Division: All | Department: All | Unit: All | Ward: All | Device Removal: All

### Urinary Catheter Management - Removal Tracker

Report is updated every 15 minutes – hit Refresh to update

**8** catheters are overdue for removal

Catheter removal within required time

Ward	Overdue	Due soon	Total
S Rehabilitation	4		4
S Ground Floor Sub-Acute	2	1	9
F 3B	1	1	7
S 3E	1		5
F 1 West		2	2

List of patients with a catheter in situ (this list can be exported to Excel)

URNO	Name	Age	Ward	Bed	Device	Time in Situ
1557890		83	S Ground Floor Sub-Acute	Rm 09 Bed 14	Ureteral 2-way foley 16 French	78 days
193782		55	S Rehabilitation	Rm 13 Bed 30	Suprapubic Single channel	76 days

Campus: All | Division: All | Department: All | Unit: All | Ward: All | Device Removal: All

5. **Nursing Risk Assessment** dashboard displays the patients with outstanding risk assessments, risks identified and corresponding IPOCS initiated

### Nursing Risk Assessment - Adult Wards

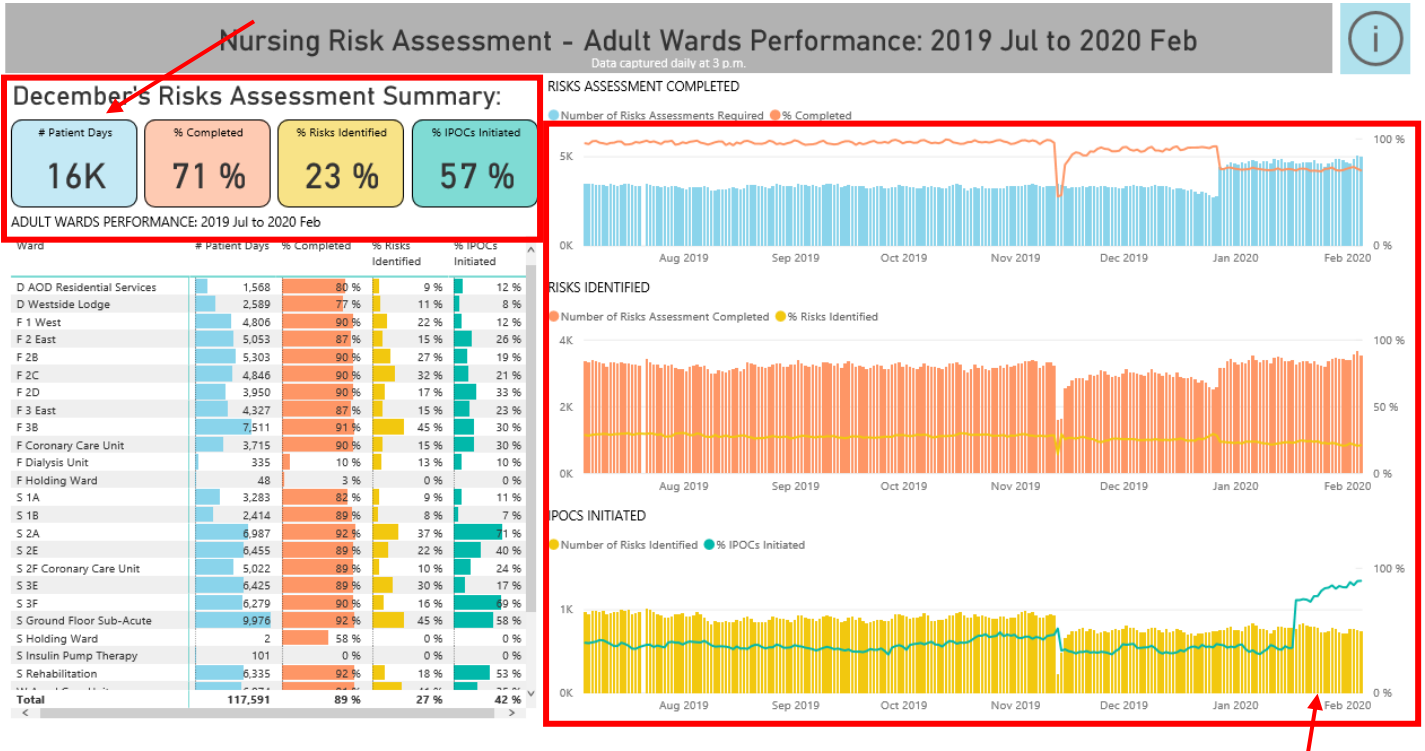
Report is updated every 15 minutes – hit Refresh to update

Ward	Outstanding Assessments	Risks Identified	IPOCS Initiated
S Emerg - Observation Unit	78		
W West Ward Lower	65		1
D Westside Lodge	50		
F Emerg - Observation Unit	49		
F 3B	30	72	23
F 3 East	26	12	2
F 2 East	24	12	
S 3F	23	34	15
F Dialysis Unit	21	1	
F 2D	18	19	1
S Ground Floor Sub-Acute	18	126	
W Aged Care Unit	18	65	14
D AOD Residential Services	16	4	
F 2B	16	29	2
S 2E	13	48	11
S Rehabilitation	13	24	10
F 2C	11	53	8
W West Ward Upper	11	44	8
S 3E	8	56	8
F 1 West	6	17	1

	Cognition	Fall	Continence	Pressure Injury	Nutrition	Behaviours of Concern
13	2	0	2	0	1	
Not Done	Not Done	Not Done	Not Done	Not Done	Not Done	
14	29	12	39	19	19	
Risks	Risks	Risks	Risks	Risks	Risks	
6	19	8	12	11	11	
IPOCS	IPOCS	IPOCS	IPOCS	IPOCS	IPOCS	

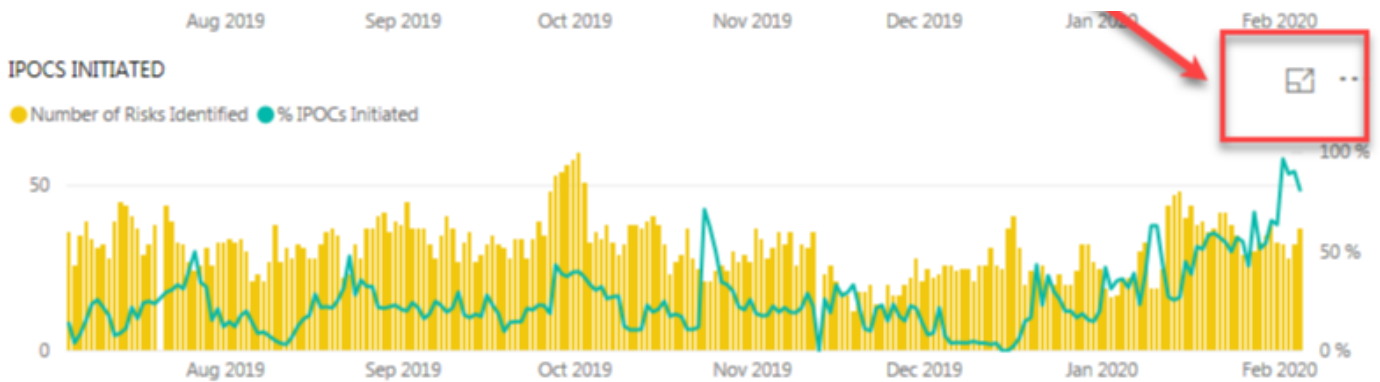
Name	Outstanding Assessments	Cognition	Falls	Continence	Pressure Injury	Nutrition	Behav. of Concern
	4	Not Recorded	Not Recorded	No	Not Recorded	Yes - No IPOC Initiated	Not Recorded
	3	Not Recorded	Not Recorded	Yes - No IPOC Initiated	Not Recorded	Yes - No IPOC Initiated	No
	1	Not Recorded	No	No	No	No	No
	1	Not Recorded	No	No	No	No	Yes - IPOC Initiated
	1	Not Recorded	No	No	No	Yes - No IPOC Initiated	No
	1	Not Recorded	No	No	Yes - IPOC Initiated	Yes - IPOC Initiated	No

6. **Historical Performance** – This dashboard displays the historical performance since the dashboards were created



The running dateline displays the performance on each given day at 3pm since the dashboards were created. Hover over the specific date to see completion rates for that day.

7. Use the expand icon to focus on individual reports



8. **COVID Nursing Risk Assessment** – This dashboard displays the patients with outstanding COVID risk assessments

