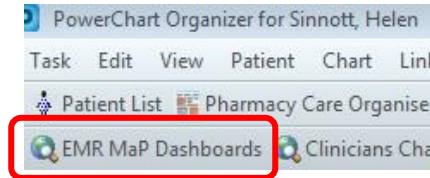




EMR Quick Reference Guide

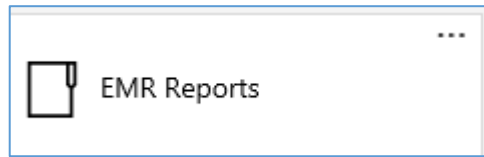

EMR Dashboard – Medical

1. Can be accessed via the EMR



2. Or Go to Map 2.0 – Click on EMR reports

a. You can filter by **campus, division, unit, ward**. (Blue information button provides the definitions)



Campus:
 Division:
 Department:
 Unit:
 Ward:

1. Discharge summary completion rate dashboard tracks the patients who do not have a discharge summary documented at discharge

(M) Discharge Summary Completion Rate

More

Campus:
 Division:
 Department:
 Unit:
 Ward:
 LOS Type:
 21-Nov-19

View Trend **Discharge Summary Completion Rate - w/e 17 Nov 2019**

Completion rates by Department (drill down by Team and Consultant)

Department	Completed	Within 48 hrs	Patients Discharged
Acute Aged Care	98%	92%	63
Aged Care	100%	97%	31
Breast and General Surgery	88%	41%	74
Cancer Services	100%	85%	34
Cardiology	99%	84%	90
Colorectal and General Surgery	98%	78%	54
Drug & Alcohol Services	92%	23%	13
Endocrine and General Surgery	100%	87%	15
Faciomaxillary	91%	91%	11

140 patient(s) do not have a Discharge Summary

List of patients with no Discharge Summary recorded (this list can be exported to Excel)

Discharge Date	URNO	Consultant	Campus	Division	Department	Unit
17-Nov-19	074330	Burns, Gareth	Sunshine Hospital	Emergency, Medicine & Access	General Medical and Gastroenterology	Gast
17-Nov-19	1108718	Cham, Alvin	Sunshine Hospital	Perioperative & Critical Care Services	Breast and General Surgery	Gen
17-Nov-19	1387754	Cook, Jonathan	Western Drug Health Services	Drug & Alcohol Services	Drug & Alcohol Services	Drug
17-Nov-19	1472461	Hendrich, Elke	Footscray Hospital	Emergency, Medicine & Access	General Medical and Gastroenterology	Gen
17-Nov-19	1584464	Sethi, Kapil	Footscray Hospital	Perioperative & Critical Care Services	Urology	Urol
17-Nov-19	1648122	Mathew, Samuel	Sunshine Hospital	Women's & Children's	Gynaecology	Gyns
17-Nov-19	1652883	Orange, Team	Sunshine Hospital	Women's & Children's	Obstetrics	Obst

2. This dashboard also displays discharge summaries with **no principle diagnosis** recorded in the PD tab

PD - Last week's result

Campus: All | Division: All | Department: All | Unit: All | Ward: All | LOS Type: All | 21-Nov-19 | Press F5 to refresh

Principal Diagnosis Completion Rate - w/e 17 Nov 2019

Completion rates by Department (drill down by Team and Consultant)

Department	Completed	Total Patients
Neurosurgery	100%	4
Acute Aged Care	92%	62
Breast and General Surgery	85%	61
Endocrine and General Surgery	73%	15
Paediatric Medicine	70%	64
Renal Services	67%	33
Upper GI and General Surgery	59%	39
Vascular	54%	13
Gynaecology	54%	54

839 patient(s) did not have a principal diagnosis complete

List of patients with no Principal Diagnosis recorded (this list can be exported to Excel)

Discharge Date	URNO	Consultant	Campus	Division	Department
17/11/2019 12:00:00 AM	035312	Rodrigues, Mathew	Sunshine Hospital	Emergency, Medicine & Access	General Medical and Gastroenterology
17/11/2019 12:00:00 AM	1004431	Cook, Jonathan	Western Drug Health Services	Drug & Alcohol Services	Drug & Alcohol Services
17/11/2019 12:00:00 AM	1380139	Yellow, Team	Sunshine Hospital	Women's & Children's	Obstetrics
17/11/2019 12:00:00 AM	1445302	Katz, Darren	Footscray Hospital	Perioperative & Critical Care Services	Urology
17/11/2019 12:00:00 AM	1473135	Ting, Jeannette	Sunshine Hospital	Perioperative & Critical Care Services	Plastics
17/11/2019 12:00:00 AM	1503343	Blue, Team	Sunshine Hospital	Women's & Children's	Obstetrics

3. This dashboard also displays **Incomplete discharge summaries**

Incomplete DS

Campus: All | Division: All | Department: All | Unit: All | Ward: All | LOS Type: All | 21-Nov-19 | Press F5 to refresh

Discharge Summary not being reported as completed

25 patient(s) do not have a Discharge Summary but have a Progress Note with 'Discharge Summary' in the title

100 patient(s) have a Discharge Summary but the status is still 'In Progress' (i.e. it has not been signed)

Progress Note with Discharge Summary in the title (this list can be exported to Excel)

Performed Date	Performed By	Document Title	Discharge Date	URNO	Cc
20-Nov-19	Pilcher, Virginia	Respiratory Discharge Summary	19-Nov-19	662239	Rc
20-Nov-19	Lucas, Sarah	Deceased Patient Discharge Summary	19-Nov-19	954654	Ga
20-Nov-19	Chang, Bing Jian	Gastro Discharge Summary	20-Nov-19	811524	Kr
18-Nov-19	Besson, Alex - INTMO	Discharge Summary	19-Nov-19	957944	Hl
14-Nov-19	Anala, Poonam	Discharge Summary	04-Nov-19	1482565	Kh
13-Nov-19	Chan, Amy	OMS Discharge Summary	12-Nov-19	1554765	Au

Incomplete Discharge Summary (this list can be exported to Excel)

Performed Date	Performed By	Document Title	Discharge Date	URNO	Consu
20-Nov-19	Fitzgerald, Grace	Discharge Summary	18-Nov-19	136434	Papali
20-Nov-19	Hulse, Danielle	Stroke Discharge Summary	19-Nov-19	371127	Tu, Ha
20-Nov-19	Alukaidey, Lobna	Discharge Summary	20-Nov-19	018479	Tan, Ja
20-Nov-19	Downes, Amber	Discharge Summary	20-Nov-19	1668464	Knight
19-Nov-19	Cheung, King	Gastroenterology Discharge Summary	17-Nov-19	074330	Burns
19-Nov-19	Dang, Melissa	Discharge Summary	18-Nov-19	915839	Bassar

4. The **Antimicrobial Administration Tracker** displays all active microbial orders for current inpatients along with approval status

Campus: All | Division: All | Department: All | Unit: All | Ward: All | Drug Category: All | Last updated: 21-Nov-19 13:03

Antimicrobial Administration Tracker

Report is updated once an hour - hit Refresh to update

9 restricted orders requiring expert approval

8 restricted orders within 26 hrs of approval deadline

Restricted drug status by Department (drill down by Unit)

Department	Expert approval required	< 26 hrs till approval required	26 - 72 hrs till approval required
Cancer Services	3	0	3
Breast and General Surgery	2	0	5
Aged Care	1	0	3
General Medical and Gastroenterology	1	0	20
Orthopaedics	1	0	2
Renal Services	1	0	2
Acute Aged Care	0	0	4
Cardiology	0	0	3
Colorectal and General Surgery	0	0	5
Drug & Alcohol Services	0	0	0

List of patients (this can be exported to Excel)

URNO	Name	Age	Drug Category	Drug Name	Status (Hrs)	Indication	Approval No.	Med Officer Consulted
1429036		79	Restricted	piperacillin-tazobactam	0	GNB sepsis w keflex allergy		
153141		67	Restricted	valAciclovir	0	VZV prophylaxis in immunosuppressed patients	GL-1611-14	
1531672		41	Restricted	terbinafine	0			
1624454		80	Restricted	meropenem	0	HAP		
1657005		70	Restricted	ceFTRIAXONE	0	Presumed Abdominal Sepsis		
217563		71	Restricted	piperacillin-tazobactam	0	Pneumonia	LA111103	

5. VTE Risk Assessment dashboards displays patients who have no VTE risk assessment recorded



6. This dashboard also displays anomalous results

Anomalous Results

