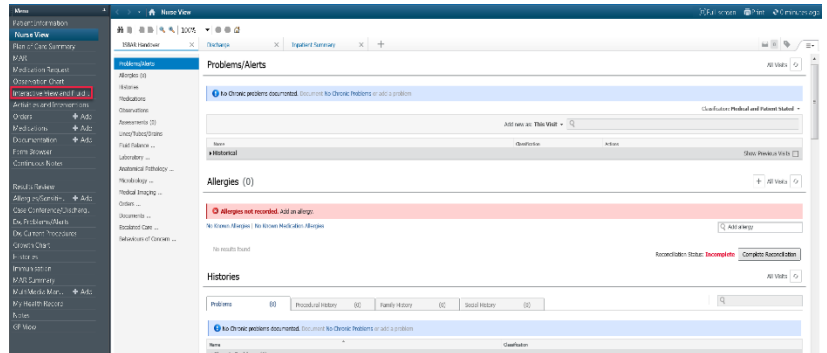




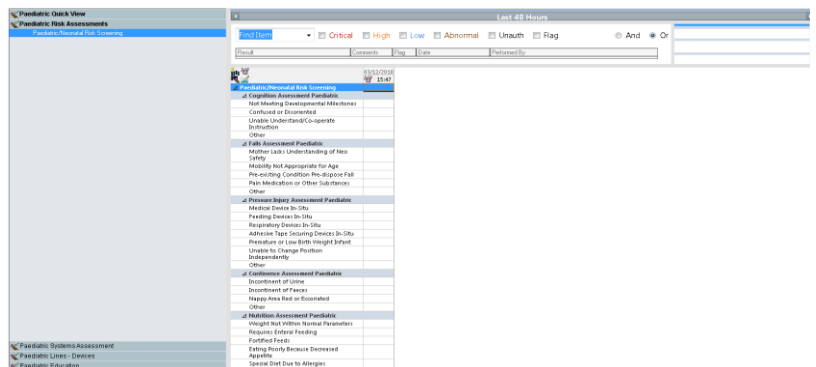
## EMR Quick Reference Guide

### Clinical Care – Paediatric and Neonatal Risk Assessments

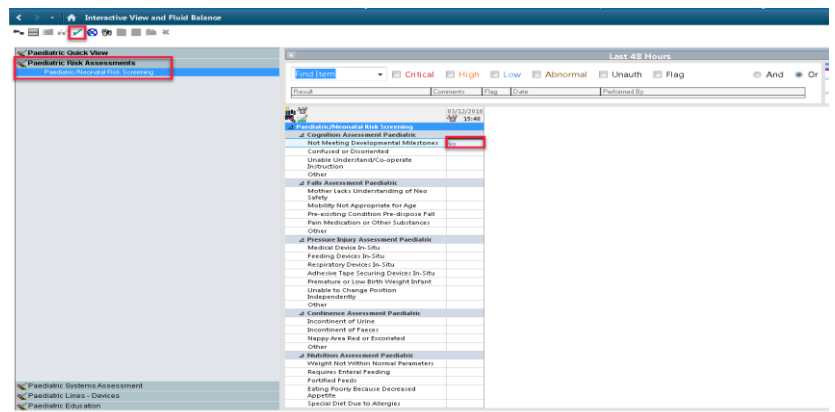
1. Navigate to **Interactive View and Fluid Balance (iView)**



2. Select **Paediatric Risk Assessments**.



3. Document Assessment by clicking on the cell.



4. **Sign** document with **Green tick**.

**NOTE:** Paediatric and Neonatal Risk Assessments is a system generated order on admission to the ward. This task should appear in **Care Compass**. R. clicking on this task in Care Compass and selecting **Document** will open the assessment. Complete Paediatric and Neonatal Risk Assessments within 4 hours of admission and daily as per current WH guideline.