



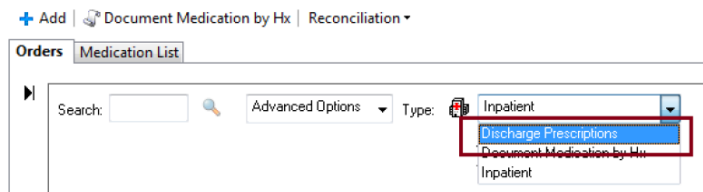
EMR Quick Reference Guide

Medications - Ordering Medications from Pharmacy (Priceline) for Hazeldean

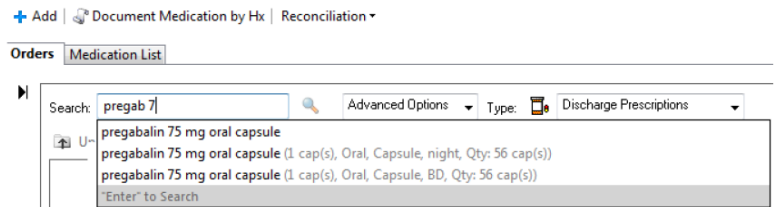
Inpatient Medications for Hazeldean are supplied by an external community pharmacy (Priceline). Medications are dispensed and charged to the individual patient and therefore require a prescription

1. Click **+ Add** on **'Orders'** tab under the Table of Contents (TOC).

2. Note that the order type is defaulted to Inpatient. **Change type** to **'Discharge Prescription'** from the dropdown box

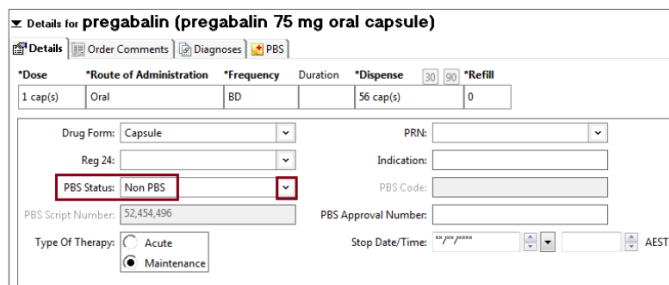


3. Enter the medication in the **'Search'** field and select the desired order sentence.

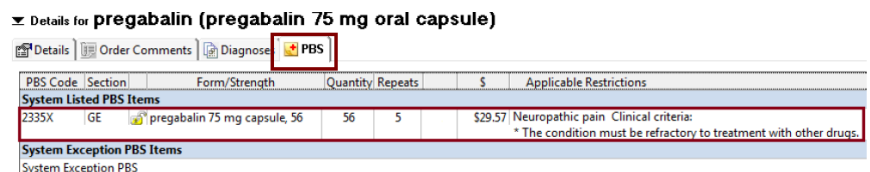


4. Ensure the details (dose, route, frequency) are correct, make modifications as needed

Note that the **PBS Status** has been autofilled as Non PBS. Change to PBS via the drop down box as necessary



5. Alternatively the **PBS status** can be changed by clicking on the **PBS tab**, and selecting the appropriate PBS indication under **'System Listed PBS Items'**



6. Repeat these steps to add more medications to the prescription as needed.
7. Once done, click **Sign**. Two copies of the prescription will be printed
8. **Sign both** copies of the prescription. Fax **both** copies to Priceline for dispensing, and then send both hardcopies to Priceline pharmacy.