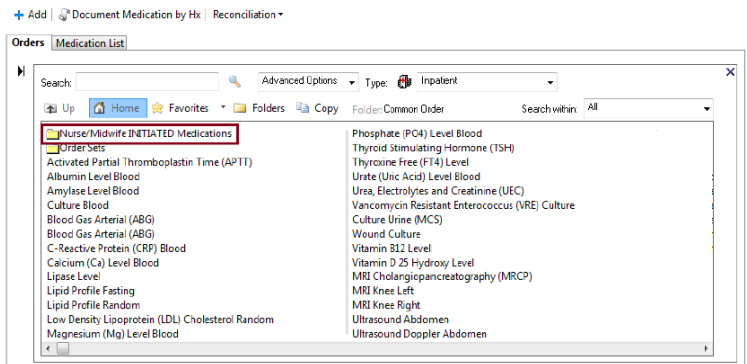




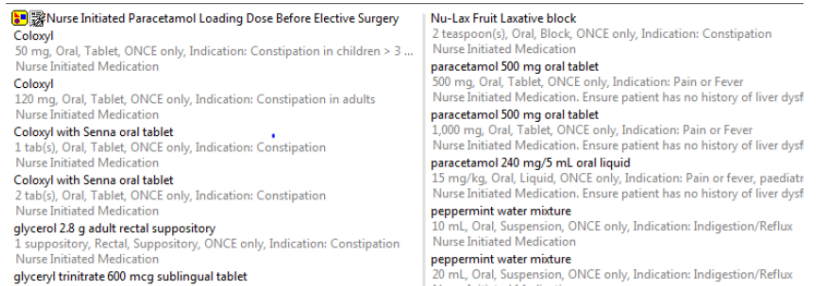
EMR Quick Reference Guide

Medications - Nurse & Midwife Initiated Orders

1. Go to **Orders** and click **+Add**.
2. The **Orders** window displays with the **Nurse/Midwife Initiated Medications** Folder first on the left column

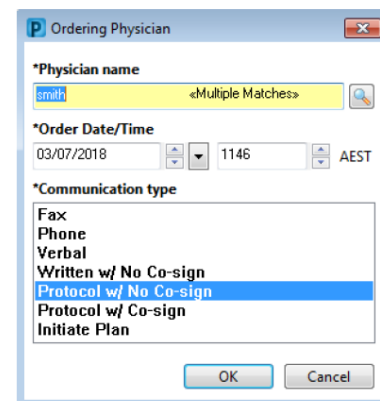


3. **Click once** on the folder to open. A list of medications a nurse/midwife can order will display.

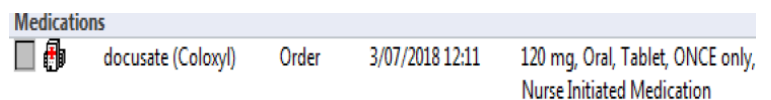


4. Select desired medication to be prescribed Eg: Coloxyl 120mg Oral. An **Ordering Physician Window** will display. **Add name of Consultant** (see Banner Bar) and select **Protocol w/ No Co-sign** and click **OK**.

Note: The Clinical system cannot distinguish between Nurse Initiated Orders and all other medication orders.



5. **Review** the order then click **Sign**



6. **Refresh** and check **MAR**

