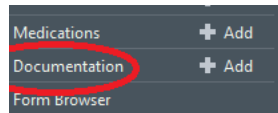




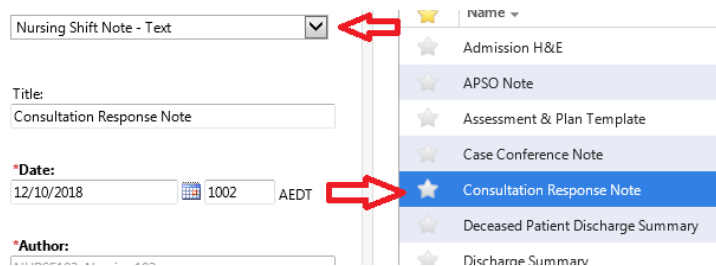
EMR Quick Reference Guide

Mental Health Documentation – Psychiatric Consultation Liaison Note

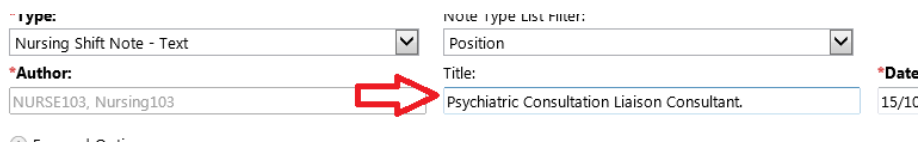
1. In the patient chart, select **Documentation** from the TOC. Click **+Add**



2. Select **Note Type 'Nursing Shift Note'** and **Title 'Consultation Response Note'**. Click **OK**



3. Complete **Consultation Response Note**.
Hover the mouse over each heading 3 icons appear; **Refresh**, **Insert free text** and **Remove** from note. **Click on free text** to complete note. Headings not required can be deleted by clicking the X.
Click **Sign /Submit**
4. **Change Title to Psychiatric (Team) (Clinician Designation) i.e. Psychiatric Consultation Liaison Consultant.**



5. **Documentation List** is displayed with *Consultation Response Note* added. Click **Refresh** and **Consultation Response Note** will save to chart.