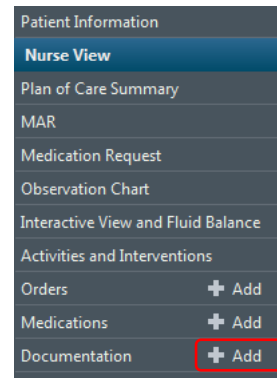




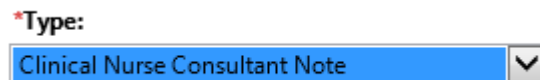
EMR Quick Reference Guide

Clinical Care – Clinical Nurse Consultant (CNC) Documentation

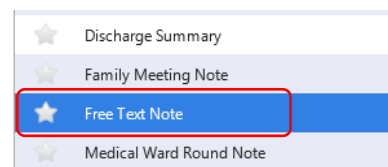
1. Open a patient's chart **Nurse View**- ISBAR Handover page to review details. To document click on **+ Add** in the **Documentation** row on the Table of Contents



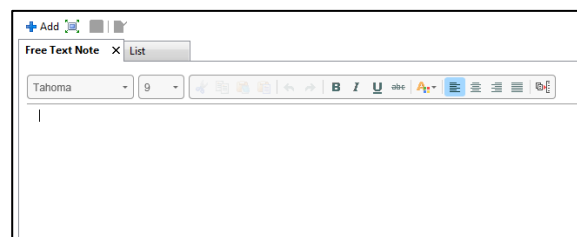
2. The **New Note** page will load. Select the **Note Type** (Clinical Nurse Consultant Note)



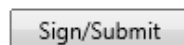
3. Select the **Free Text Note** from the Note Templates Table and then select OK



4. A blank Free Text Note will open for you to complete your documentation. It is possible to personalise a note template to copy into your note.
(See creating auto-text QRG)



5. Once complete select **Sign/Submit**



6. In this final screen change the Title from "**Free Text**" to your role eg: **ICU Liaison** and electronically sign your note by clicking on

