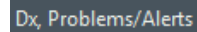




## EMR Quick Reference Guide

### Alerts - Add Alert

1. Click on **Dx, Problems/Alerts** from the Table of Contents (TOC)



2. Click on **+Add** under **'Problems'** to add an alert as seen here →

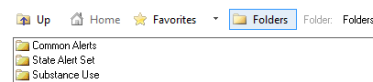
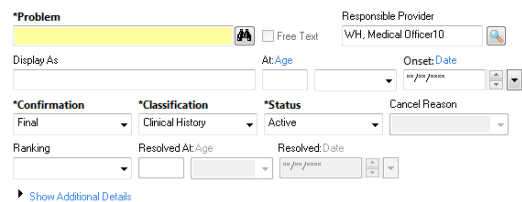


3. Select appropriate **Folder** 'Common Alerts', 'State Alert Set', or 'Substance Use'

4. This will open out into multiple folders

5. Click on appropriate **Folder**

6. **Double click** on the alert and complete relevant information, then click **OK** to submit in to patient chart



7. **Refresh** page and verify the alert has been 'Recorded' in the blue banner bar.  
**Note:** The actual details of the Alert are not displayed on the **Banner Bar** due to privacy considerations.

