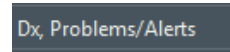




## EMR Quick Reference Guide

### Alerts – Add Interpreter Alert

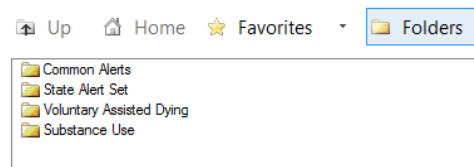
1. Click on **Dx, Problems/Alerts** from the Table of Contents (TOC) in the EMR




2. Click on **+Add** under **Problems**



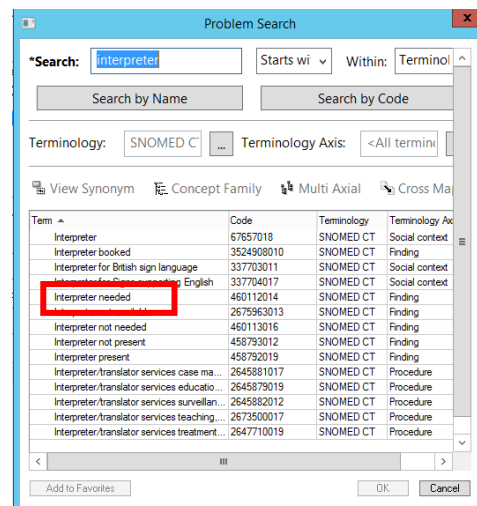
**Note:** Unlike other alerts, **Interpreter needed** does not exist under the **Folders**: Common Alerts, State Alert Set, and Substance Use



3. To add an Interpreter needed alert type **interpreter** in the yellow field. Click on Binoculars



4. Problem Search window opens. Select **Interpreter Needed** and click **OK** to document.



5. **Refresh** the screen. The alert does not update in the blue banner bar as it does with Alerts selected from the Folders. It updates to Problems/Alerts section of the ISBAR Handover

