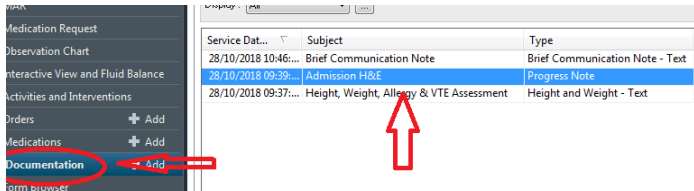




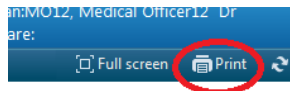
EMR Quick Reference Guide

Printing - Documentation - Individual Forms

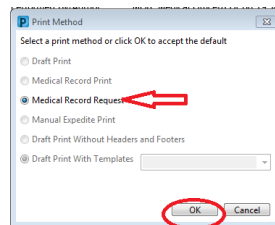
1. Open the patient chart either via patient list or MRN search
2. Select Documentation from the Table of Contents (TOC) and highlight the document you wish to print.



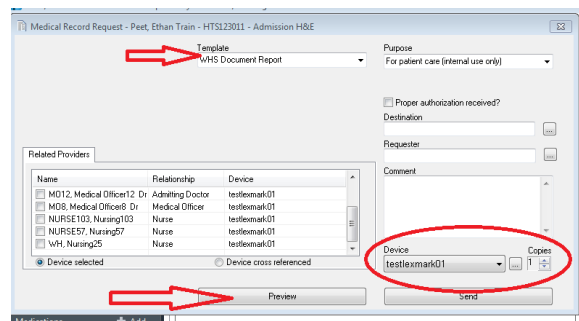
3. Click print in top right hand corner.



4. Select Medical Record Request and click OK



5. Select WHS Document Report from drop down list. Click Device and select printer from the drop down list



6. Select Preview. Review document and print.